



DRIVE DESIGN  
AND TECHNICAL MANUAL

**CLASSICAL WRAPPED V-BELTS**

**DRIVE BELT  
TECHNOLOGY .**

## SECTION 1.1.1 | FRICTION V-BELTS | RUBBER BELTS

DIN 2215 - ISO 4184 / IP20 RMA-MPTA / BS3790

### CLASSICAL WRAPPED V-BELTS M, Z, A, B, C, CD, D, E, F AND 3L, 4L, 5L



#### FEATURES

This belt features an insulation filler that offers premium adhesion between the cords and the rubber base.

The wrapping cover is a specific industrial fabric that provides protection against abrasion and adds the needed grip.

The special cord, based on Stiff cord polyester provides a high modulus and ensure long life and low decay of tension.

Constant length M-S

Meets antistatic requirements from ISO 1813

Reach and Rohs approved

Our classical wrapped v-belts can be used on numerous agricultural or industrial applications. Please contact us directly to discuss your application specific belt requirements.

#### STRUCTURE DETAILS

##### Insulation Filler

This filler offers great adhesion between the cords and the rubber base.

##### Tensile cord

Polyester tensile members are well aligned and specifically treated during the impregnation process to achieve high-strength. It results in transmission forces and even supports occasional shocks.

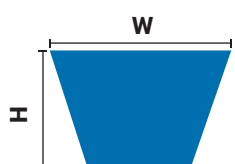
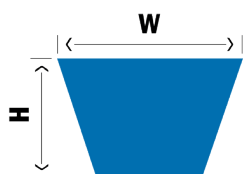
##### Rubber base

Thanks to its fiber loading, the rubber base provides great transverse rigidity as needed.

##### Wrapping cover

This is a specific industrial fabric to provide perfect protection against abrasion and needed grip.

#### Dimensions



ISO 4184	Z	A	B	C	CD	D	E
DIN 2215	10	13	17	22	25	32	40
Section WxH (mm)	10X6	13X8	17X11	22X14	25X16	32X19	38X23
Datum Width (mm)	8,5	11	14	19	21	27	32
Belt Weight per meter (Kg/m)	0.05	0.12	0.19	0.32	0.39	0.67	0.95
Min. pulley diameter (mm)	50	75	125	200	250	355	500
Max flexing frequency (s-1)	70	70	70	70	70	70	70
Max belt speed (m/s)	30	30	30	30	30	30	30
Min. Length (mm)	318 (13")	381 (15")	533 (21")	940 (40")	1194 (47")	1727 (68")	3200 (126")
Max. Length (mm)	3505 (138")	7000 (299")	12500 (521")	19000 (630")	11000 (394")	19000 (630")	16500 (650")
Length Conversion (mm)	Li-Ld-22	Li-Ld-30	Li-Ld-40	Li-Ld-58	Li-Ld-61	Li-Ld-75	Li-Ld-80

Ld : datum length Li: Inside length

RMA/MPTA	3L	4L	5L
Section WxH (mm)	10x6	13x8	17x9
Belt Weight per meter (Kg/m)	5.5	11	14
Min. pulley diameter (mm)	0.05	0.10	14
Max flexing frequency (s-1)	50	75	100
Max belt speed (m/s)	70	70	70
Min. Length (mm)	318 (13")	381 (15")	533 (21")
Max. Length (mm)	3505 (138")	7000 (299")	12500 (521")

Lw : pitch length Li: Inside Length

#### Applications



Agriculture



Textile

#### Marking



#### Product Codification

Example

P-A35 means

P

Performance line

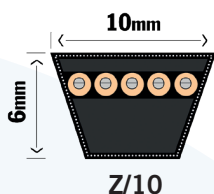
A

Section A / 13x8mm

35

35 inches in Li

1.1.1 CLASSICAL WRAPPED V-BELTS



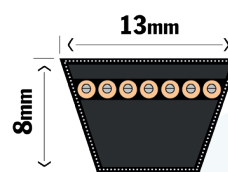
Standard Belt Range

CMW Product code	CMW EAN code	Length Li (inch)	Length Li (mm)	Length Ld/Lw (mm)
P-Z14	3666445110116	14	356	378
P-Z14.5	3666445110109	14.5	368	390
P-Z15	3666445110093	15	380	400
P-Z15.5	3666445110086	15.5	394	416
P-Z16	3666445110079	16	410	430
P-Z16.5	3666445110062	16.5	419	441
P-Z16.75	3666445110055	16.75	425	447
P-Z17	3666445110048	17	430	450
P-Z17.5	3666445110031	17.5	445	465
P-Z18	3666445110024	18	460	480
P-Z18.5	3666445110017	18.5	470	492
P-Z18.75	3666445110000	18.75	475	500
P-Z19	3666445109998	19	482	505
P-Z19.5	3666445109981	19.5	495	520
P-Z19.75	3666445109974	19.75	500	522
P-Z20	3666445109967	20	510	530
P-Z20.5	3666445109950	20.5	521	545
P-Z21	3666445109943	21	530	560
P-Z21.25	3666445109936	21.25	540	562
P-Z21.5	3666445109929	21.5	545	565
P-Z21.75	3666445109912	21.75	552	574
P-Z22	3666445109905	22	560	585
P-Z22.25	3666445109899	22.25	565	587
P-Z22.5	3666445109882	22.5	570	595
P-Z22.75	3666445109875	22.75	575	600
P-Z23	3666445109868	23	585	610
P-Z23.5	3666445109851	23.5	600	625
P-Z23.75	3666445109844	23.75	605	630
P-Z24	3666445109837	24	610	635
P-Z24.5	3666445109820	24.5	620	640
P-Z24.75	3666445109813	24.75	630	650
P-Z25	3666445109806	25	635	660
P-Z25.5	3666445109790	25.5	650	670
P-Z25.75	3666445109783	25.75	654	676
P-Z26	3666445109776	26	660	680
P-Z26.5	3666445109769	26.5	670	692
P-Z27	3666445109752	27	685	710
P-Z27.5	3666445109745	27.5	700	722
P-Z28	3666445109738	28	710	732
P-Z28.5	3666445109721	28.5	725	750
P-Z29	3666445109714	29	736	755
P-Z29.5	3666445109707	29.5	750	772
P-Z30	3666445109691	30	762	785
P-Z30.5	3666445109684	30.5	775	797
P-Z30.75	3666445109677	30.75	780	800
P-Z31	3666445109660	31	790	810
P-Z31.5	3666445109653	31.5	800	820
P-Z32	3666445109646	32	815	840
P-Z32.5	3666445109639	32.5	825	850
P-Z33	3666445109622	33	838	860
P-Z33.5	3666445109615	33.5	852	875
P-Z34	3666445109608	34	865	887
P-Z34.25	3666445109592	34.25	870	892
P-Z34.5	3666445109585	34.5	875	900
P-Z35	3666445109578	35	890	915
P-Z35.5	3666445109561	35.5	900	922
P-Z36	3666445109554	36	915	940
P-Z36.25	3666445109547	36.25	920	945
P-Z36.5	3666445109530	36.5	925	950
P-Z36.75	3666445109523	36.75	933	955
P-Z37	3666445109516	37	940	965
P-Z37.5	3666445109509	37.5	950	975

Standard Belt Range

CMW Product code	CMW EAN code	Length Li (inch)	Length Li (mm)	Length Ld/Lw (mm)
P-Z38	3666445109493	38	965	990
P-Z38.25	3666445109486	38.25	972	994
P-Z38.5	3666445109479	38.5	975	1000
P-Z39	3666445109462	39	990	1015
P-Z39.25	3666445109455	39.25	1000	1025
P-Z39.5	3666445109448	39.5	1000	1020
P-Z40	3666445109431	40	1016	1038
P-Z40.5	3666445109424	40.5	1030	1052
P-Z40.75	3666445109417	40.75	1035	1055
P-Z41	3666445109400	41	1040	1060
P-Z41.5	3666445109394	41.5	1050	1072
P-Z41.75	3666445109387	41.75	1060	1082
P-Z42	3666445109370	42	1067	1090
P-Z42.25	3666445109363	42.25	1075	1101
P-Z42.5	3666445109356	42.5	1080	1102
P-Z43	3666445109349	43	1090	1115
P-Z43.25	3666445109332	43.25	1100	1120
P-Z43.5	3666445109325	43.5	1105	1130
P-Z44	3666445109318	44	1120	1142
P-Z45	3666445109301	45	1143	1165
P-Z45.25	3666445109295	45.25	1150	1172
P-Z45.5	3666445109288	45.5	1155	1180
P-Z46	3666445109271	46	1168	1190
P-Z46.25	3666445109264	46.25	1175	1195
P-Z46.5	3666445109257	46.5	1180	1202
P-Z47	3666445109240	47	1194	1216
P-Z47.25	3666445109233	47.25	1200	1220
P-Z47.5	3666445109226	47.5	1207	1229
P-Z47.75	3666445109219	47.75	1215	1237
P-Z48	3666445109202	48	1219	1240
P-Z48.5	3666445109196	48.5	1235	1255
P-Z49	3666445109189	49	1245	1270
P-Z49.5	3666445109172	49.5	1250	1280
P-Z50	3666445109165	50	1270	1292
P-Z50.5	3666445109158	50.5	1285	1310
P-Z50.75	3666445109141	50.75	1295	1320
P-Z51	3666445109134	51	1300	1324
P-Z51.5	3666445109127	51.5	1305	1325
P-Z52	3666445109110	52	1320	1345
P-Z52.5	3666445109103	52.5	1330	1350
P-Z53	3666445109097	53	1345	1368
P-Z53.25	3666445109080	53.25	1350	1370
P-Z54	3666445109073	54	1372	1390
P-Z54.25	3666445109066	54.25	1380	1400
P-Z55	3666445109059	55	1400	1420
P-Z56	3666445109042	56	1422	1445
P-Z57	3666445109035	57	1448	1470
P-Z58	3666445109028	58	1475	1500
P-Z59	3666445109011	59	1500	1522
P-Z59.5	3666445109004	59.5	1515	1540
P-Z60	3666445108991	60	1524	1545
P-Z61	3666445108984	61	1550	1572
P-Z62	3666445108977	62	1575	1600
P-Z63	3666445108960	63	1600	1625
P-Z64	3666445108953	64	1626	1650
P-Z64.5	3666445108946	64.5	1640	1665
P-Z65	3666445108939	65	1651	1675
P-Z66	3666445108922	66	1675	1700
P-Z67	3666445108915	67	1700	1720
P-Z68	3666445108908	68	1725	1750
P-Z68.5	3666445108892	68.5	1740	1770
P-Z69	3666445108885	69	1750	1770

1.1.1 CLASSICAL WRAPPED V-BELTS



A/13

Standard Belt Range

CMW Product code	CMW EAN code	Length Li (inch)	Length Li (mm)	Length Ld/Lw (mm)
P-Z70	3666445108878	70	1775	1800
P-Z70.75	3666445108861	70.75	1800	1820
P-Z71	3666445108854	71	1803	1825
P-Z72	3666445108847	72	1830	1850
P-Z73	3666445108830	73	1850	1872
P-Z73.5	3666445108823	73.5	1875	1900
P-Z74	3666445108816	74	1880	1905
P-Z74.75	3666445108809	74.75	1900	1920
P-Z75	3666445108793	75	1900	1920
P-Z76	3666445108786	76	1930	1950
P-Z76.75	3666445108779	76.75	1950	1970
P-Z78	3666445108762	78	1975	2000
P-Z78.75	3666445108755	78.75	2000	2020
P-Z79	3666445108748	79	2000	2022
P-Z82	3666445108731	82	2095	2120
P-Z83.5	3666445108724	83.5	2120	2140
P-Z88	3666445108717	88	2240	2262
P-Z93	3666445108700	93	2360	2382
P-Z98	3666445108694	98	2489	2511
P-Z98.25	3666445108687	98.25	2495	2515
P-Z98.5	3666445108670	98.5	2500	2520

Standard Belt Range

CMW Product code	CMW EAN code	Length Li (inch)	Length Li (mm)	Length Ld/Lw (mm)
P-A14	3666445108663	14	356	386
P-A15	3666445108656	15	382	415
P-A16	3666445108649	16	407	437
P-A17	3666445108632	17	432	462
P-A18	3666445108625	18	457	487
P-A18.5	3666445108618	18.5	470	500
P-A19	3666445108601	19	480	510
P-A20	3666445108595	20	508	538
P-A20.75	3666445108588	20.75	530	560
P-A21	3666445108571	21	535	565
P-A21.25	3666445108564	21.25	540	570
P-A21.75	3666445108557	21.75	552	582
P-A22	3666445108540	22	560	590
P-A22.5	3666445108533	22.5	570	600
P-A23	3666445108526	23	587	620
P-A23.5	3666445108519	23.5	600	630
P-A24	3666445108502	24	610	640
P-A24.5	3666445108496	24.5	622	652
P-A24.75	3666445108489	24.75	630	660
P-A25	3666445108472	25	635	670
P-A25.25	3666445108465	25.25	640	670
P-A25.5	3666445108458	25.5	650	680
P-A26	3666445108441	26	660	700
P-A26.25	3666445108434	26.25	670	710
P-A26.5	3666445108427	26.5	680	710
P-A27	3666445108410	27	686	720
P-A27.5	3666445108403	27.5	700	730
P-A28	3666445108397	28	710	740
P-A28.5	3666445108380	28.5	720	750
P-A28.75	3666445108373	28.75	730	760
P-A29	3666445108366	29	737	770
P-A29.5	3666445108359	29.5	750	780
P-A30	3666445108342	30	762	790
P-A30.5	3666445108335	30.5	775	800
P-A31	3666445108328	31	787	820
P-A31.5	3666445108311	31.5	800	830
P-A32	3666445108304	32	813	850
P-A32.5	3666445108298	32.5	825	855
P-A33	3666445108281	33	838	870
P-A33.25	3666445108274	33.25	845	875
P-A33.5	3666445108267	33.5	850	880
P-A34	3666445108250	34	860	890
P-A34.25	3666445108243	34.25	870	900
P-A34.5	3666445108236	34.5	875	905
P-A35	3666445108229	35	890	920
P-A35.5	3666445108212	35.5	900	930
P-A36	3666445108205	36	914	950
P-A36.25	3666445108199	36.25	920	950
P-A36.5	3666445108182	36.5	925	960
P-A37	3666445108175	37	940	970
P-A37.5	3666445108168	37.5	950	980
P-A38	3666445108151	38	965	990
P-A38.25	3666445108144	38.25	970	1000
P-A38.5	3666445108137	38.5	980	1010
P-A39	3666445108120	39	990	1020
P-A39.5	3666445108113	39.5	1000	1030
P-A40	3666445108106	40	1015	1045
P-A40.25	3666445108090	40.25	1025	1050
P-A40.5	3666445108083	40.5	1030	1060
P-A41	3666445108076	41	1040	1070
P-A41.25	3666445108069	41.25	1050	1080
P-A41.5	3666445108052	41.5	1050	1080

## 1.1.1 CLASSICAL WRAPPED V-BELTS

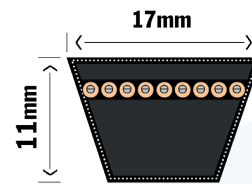
## Standard Belt Range

CMW Product code	CMW EAN code	Length Li (inch)	Length Li (mm)	Length Ld/Lw (mm)
P-A41.75	3666445108045	41.75	1060	1090
P-A42	3666445108038	42	1067	1100
P-A42.25	3666445108021	42.25	1075	1105
P-A42.5	3666445108014	42.5	1080	1110
P-A43	3666445108007	43	1100	1130
P-A43.5	3666445107994	43.5	1105	1135
P-A44	3666445107987	44	1120	1150
P-A44.25	3666445107970	44.25	1125	1160
P-A44.5	3666445107963	44.5	1125	1155
P-A45	3666445107956	45	1143	1180
P-A45.25	3666445107949	45.25	1150	1180
P-A45.5	3666445107932	45.5	1168	1186
P-A46	3666445107925	46	1168	1200
P-A46.5	3666445107918	46.5	1180	1210
P-A47	3666445107901	47	1200	1230
P-A47.5	3666445107895	47.5	1215	1245
P-A48	3666445107888	48	1220	1250
P-A48.25	3666445107871	48.25	1225	1255
P-A48.5	3666445107864	48.5	1232	1262
P-A48.75	3666445107857	48.75	1240	1270
P-A49	3666445107840	49	1250	1280
P-A49.5	3666445107833	49.5	1260	1290
P-A50	3666445107826	50	1270	1300
P-A50.25	3666445107819	50.25	1275	1300
P-A51	3666445107802	51	1300	1330
P-A51.5	3666445107796	51.5	1310	1340
P-A51.75	3666445107789	51.75	1314	1344
P-A52	3666445107772	52	1320	1350
P-A52.5	3666445107765	52.5	1335	1365
P-A53	3666445107758	53	1346	1380
P-A53.25	3666445107741	53.25	1355	1385
P-A54	3666445107734	54	1372	1400
P-A54.25	3666445107727	54.25	1375	1410
P-A55	3666445107710	55	1400	1430
P-A56	3666445107703	56	1422	1460
P-A57	3666445107697	57	1450	1480
P-A58	3666445107680	58	1475	1505
P-A59	3666445107673	59	1500	1530
P-A59.75	3666445107666	59.75	1520	1550
P-A60	3666445107659	60	1525	1555
P-A61	3666445107642	61	1550	1580
P-A61.5	3666445107635	61.5	1560	1590
P-A61.75	3666445107628	61.75	1570	1600
P-A62	3666445107611	62	1575	1610
P-A63	3666445107604	63	1600	1640
P-A63.75	3666445107598	63.75	1620	1650
P-A64	3666445107581	64	1625	1655
P-A64.5	3666445107574	64.5	1638	1668
P-A65	3666445107567	65	1655	1690
P-A66	3666445107550	66	1676	1710
P-A67	3666445107543	67	1700	1730
P-A68	3666445107536	68	1725	1755
P-A69	3666445107529	69	1750	1780
P-A70	3666445107512	70	1780	1810
P-A71	3666445107505	71	1800	1840
P-A72	3666445107499	72	1830	1860
P-A72.75	3666445107482	72.75	1850	1890
P-A73	3666445107475	73	1855	1890
P-A73.5	3666445107468	73.5	1870	1900
P-A74	3666445107451	74	1885	1920
P-A75	3666445107444	75	1900	1940
P-A75.5	3666445107437	75.5	1920	1950

## Standard Belt Range

CMW Product code	CMW EAN code	Length Li (inch)	Length Li (mm)	Length Ld/Lw (mm)
P-A76	3666445107420	76	1930	1960
P-A76.75	3666445107413	76.75	1950	1980
P-A77	3666445107406	77	1960	1990
P-A77.5	3666445107390	77.5	1970	2000
P-A78	3666445107383	78	1980	2010
P-A78.75	3666445107376	78.75	2000	2030
P-A79	3666445107369	79	2010	2040
P-A79.5	3666445107352	79.5	2020	2050
P-A80	3666445107345	80	2035	2065
P-A80.75	3666445107338	80.75	2050	2090
P-A81	3666445107321	81	2060	2090
P-A81.5	3666445107314	81.5	2070	2100
P-A82	3666445107307	82	2083	2120
P-A83	3666445107291	83	2110	2140
P-A83.5	3666445107284	83.5	2120	2150
P-A84	3666445107277	84	2134	2170
P-A84.5	3666445107260	84.5	2150	2180
P-A84.75	3666445107253	84.75	2155	2185
P-A85	3666445107246	85	2160	2200
P-A85.5	3666445107239	85.5	2170	2200
P-A86	3666445107222	86	2187	2220
P-A86.5	3666445107215	86.5	2200	2230
P-A87	3666445107208	87	2210	2240
P-A88	3666445107192	88	2240	2270
P-A88.5	3666445107185	88.5	2250	2280
P-A89	3666445107178	89	2261	2300
P-A90	3666445107161	90	2286	2320
P-A90.5	3666445107154	90.5	2300	2330
P-A91	3666445107147	91	2311	2350
P-A91.5	3666445107130	91.5	2330	2360
P-A92	3666445107123	92	2337	2370
P-A92.5	3666445107116	92.5	2350	2380
P-A93	3666445107109	93	2362	2400
P-A94	3666445107093	94	2388	2420
P-A94.5	3666445107086	94.5	2400	2430
P-A95	3666445107079	95	2413	2450
P-A96	3666445107062	96	2438	2480
P-A96.5	3666445107055	96.5	2450	2480
P-A97	3666445107048	97	2464	2500
P-A97.5	3666445107031	97.5	2477	2507
P-A98	3666445107024	98	2500	2530
P-A98.5	3666445107017	98.5	2502	2532
P-A99	3666445107000	99	2515	2550
P-A100	3666445106997	100	2540	2570
P-A100.5	3666445106980	100.5	2550	2580
P-A101	3666445106973	101	2570	2600
P-A102	3666445106966	102	2591	2625
P-A102.25	3666445106959	102.25	2600	2630
P-A103	3666445106942	103	2620	2650
P-A104	3666445106935	104	2650	2680
P-A105	3666445106928	105	2667	2700
P-A106	3666445106911	106	2700	2730
P-A106.25	3666445106904	106.25	2700	2730
P-A107	3666445106898	107	2720	2750
P-A108	3666445106881	108	2743	2780
P-A109	3666445106874	109	2770	2800
P-A110	3666445106867	110	2800	2830
P-A111	3666445106850	111	2819	2849
P-A112	3666445106843	112	2845	2880
P-A112.25	3666445106836	112.25	2850	2885
P-A113	3666445106829	113	2870	2900
P-A114	3666445106812	114	2896	2932

1.1.1 CLASSICAL WRAPPED V-BELTS



B/17

Standard Belt Range

CMW Product code	CMW EAN code	Length Li (inch)	Length Li (mm)	Length Ld/Lw (mm)
P-A114.25	3666445106805	114.25	2900	2930
P-A115	3666445106799	115	2920	2950
P-A116	3666445106782	116	2946	2980
P-A117	3666445106775	117	2970	3000
P-A118	3666445106768	118	3000	3030
P-A119	3666445106751	119	3023	3053
P-A120	3666445106744	120	3048	3080
P-A121	3666445106737	121	3073	3103
P-A122	3666445106720	122	3100	3130
P-A123	3666445106713	123	3120	3150
P-A124	3666445106706	124	3150	3180
P-A125	3666445106690	125	3175	3205
P-A126	3666445106683	126	3200	3230
P-A127	3666445106676	127	3225	3255
P-A128	3666445106669	128	3250	3280
P-A129	3666445106652	129	3277	3307
P-A130	3666445106645	130	3305	3335
P-A130.75	3666445106638	130.75	3320	3350
P-A132	3666445106621	132	3350	3380
P-A133	3666445106614	133	3378	3408
P-A134	3666445106607	134	3404	3440
P-A135	3666445106591	135	3429	3459
P-A136	3666445106584	136	3455	3485
P-A137	3666445106577	137	3480	3510
P-A138	3666445106560	138	3505	3535
P-A140	3666445106553	140	3550	3580
P-A142	3666445106546	142	3605	3635
P-A144	3666445106539	144	3658	3690
P-A145	3666445106522	145	3683	3713
P-A146	3666445106515	146	3710	3740
P-A147	3666445106508	147	3737	3770
P-A148	3666445106492	148	3750	3780
P-A150	3666445106485	150	3810	3840
P-A152	3666445106478	152	3861	3891
P-A154	3666445106461	154	3910	3945
P-A155	3666445106454	155	3937	3970
P-A156	3666445106447	156	3970	4000
P-A158	3666445106430	158	4015	4045
P-A160	3666445106423	160	4064	4094
P-A162	3666445106416	162	4115	4145
P-A167	3666445106409	167	4250	4280
P-A173	3666445106393	173	4394	4424
P-A176	3666445106386	176	4470	4500
P-A177	3666445106379	177	4500	4530
P-A180	3666445106362	180	4572	4605
P-A184	3666445106355	184	4675	4705
P-A187	3666445106348	187	4750	4780
P-A196	3666445106331	196	4980	5010
P-A197	3666445106324	197	5000	5030
P-A210	3666445106317	210	5334	5367
P-A217	3666445106300	217	5512	5542
P-A221	3666445106294	221	5613	5643
P-A223	3666445106287	223	5664	5694
P-A248	3666445106270	248	6300	6330

Standard Belt Range

CMW Product code	CMW EAN code	Length Li (inch)	Length Li (mm)	Length Ld/Lw (mm)
P-B20	3666445106263	20	508	548
P-B21	3666445106256	21	533	573
P-B22	3666445106249	22	559	599
P-B22.5	3666445106232	22.5	572	612
P-B23	3666445106225	23	585	625
P-B24	3666445106218	24	615	655
P-B24.5	3666445106201	24.5	622	662
P-B25	3666445106195	25	635	675
P-B26	3666445106188	26	660	700
P-B26.5	3666445106171	26.5	670	710
P-B27	3666445106164	27	690	730
P-B28	3666445106157	28	710	750
P-B29	3666445106140	29	737	770
P-B29.5	3666445106133	29.5	750	790
P-B30	3666445106126	30	760	800
P-B30.5	3666445106119	30.5	775	815
P-B31	3666445106102	31	787	830
P-B31.5	3666445106096	31.5	800	835
P-B32	3666445106089	32	810	850
P-B32.25	3666445106072	32.25	819	859
P-B32.5	3666445106065	32.5	825	865
P-B33	3666445106058	33	840	880
P-B33.25	3666445106041	33.25	845	885
P-B33.5	3666445106034	33.5	850	890
P-B33.75	3666445106027	33.75	855	895
P-B34	3666445106010	34	865	910
P-B34.5	3666445106003	34.5	875	915
P-B34.75	3666445105990	34.75	883	923
P-B35	3666445105983	35	889	929
P-B35.25	3666445105976	35.25	900	940
P-B35.5	3666445105969	35.5	905	945
P-B35.75	3666445105952	35.75	910	950
P-B36	3666445105945	36	917	960
P-B36.25	3666445105938	36.25	921	961
P-B36.5	3666445105921	36.5	925	965
P-B36.75	3666445105914	36.75	933	973
P-B37	3666445105907	37	940	980
P-B37.5	3666445105891	37.5	950	1010
P-B37.75	3666445105884	37.75	960	1000
P-B38	3666445105877	38	965	1000
P-B38.25	3666445105860	38.25	970	1010
P-B38.5	3666445105853	38.5	975	1020
P-B39	3666445105846	39	990	1030
P-B39.25	3666445105839	39.25	997	1037
P-B39.5	3666445105822	39.5	1000	1040
P-B40	3666445105815	40	1016	1060
P-B40.25	3666445105808	40.25	1025	1060
P-B40.5	3666445105792	40.5	1030	1070
P-B41	3666445105785	41	1040	1080
P-B41.25	3666445105778	41.25	1050	1090
P-B41.5	3666445105761	41.5	1054	1094
P-B41.75	3666445105754	41.75	1060	1095
P-B42	3666445105747	42	1067	1100
P-B42.25	3666445105730	42.25	1075	1115
P-B42.5	3666445105723	42.5	1080	1120
P-B43	3666445105716	43	1090	1130
P-B43.25	3666445105709	43.25	1100	1140
P-B43.5	3666445105693	43.5	1105	1145
P-B44	3666445105686	44	1120	1160
P-B44.25	3666445105679	44.25	1125	1165
P-B45	3666445105662	45	1140	1180
P-B45.25	3666445105655	45.25	1150	1190

## 1.1.1 CLASSICAL WRAPPED V-BELTS

## Standard Belt Range

CMW Product code	CMW EAN code	Length Li (inch)	Length Li (mm)	Length Ld/Lw (mm)
P-B45.5	3666445105648	45.5	1160	1200
P-B45.75	3666445105631	45.75	1165	1205
P-B46	3666445105624	46	1170	1210
P-B46.25	3666445105617	46.25	1175	1215
P-B46.5	3666445105600	46.5	1180	1220
P-B47	3666445105594	47	1200	1240
P-B47.25	3666445105587	47.25	1205	1245
P-B47.5	3666445105570	47.5	1215	1250
P-B48	3666445105563	48	1220	1260
P-B48.5	3666445105556	48.5	1232	1272
P-B49	3666445105549	49	1250	1290
P-B49.25	3666445105532	49.25	1250	1290
P-B49.5	3666445105525	49.5	1260	1300
P-B50	3666445105518	50	1270	1310
P-B50.25	3666445105501	50.25	1275	1320
P-B50.5	3666445105495	50.5	1280	1330
P-B51	3666445105488	51	1300	1340
P-B52	3666445105471	52	1320	1360
P-B52.5	3666445105464	52.5	1335	1375
P-B53	3666445105457	53	1350	1390
P-B53.5	3666445105440	53.5	1360	1400
P-B54	3666445105433	54	1372	1400
P-B54.5	3666445105426	54.5	1385	1425
P-B55	3666445105419	55	1400	1440
P-B55.5	3666445105402	55.5	1410	1450
P-B56	3666445105396	56	1422	1460
P-B57	3666445105389	57	1450	1490
P-B58	3666445105372	58	1473	1510
P-B58.5	3666445105365	58.5	1485	1525
P-B59	3666445105358	59	1500	1540
P-B60	3666445105341	60	1525	1564
P-B61	3666445105334	61	1550	1590
P-B61.25	3666445105327	61.25	1557	1600
P-B61.5	3666445105310	61.5	1560	1600
P-B62	3666445105303	62	1575	1620
P-B63	3666445105297	63	1600	1640
P-B63.75	3666445105280	63.75	1620	1660
P-B64	3666445105273	64	1625	1670
P-B64.5	3666445105266	64.5	1640	1680
P-B65	3666445105259	65	1650	1690
P-B66	3666445105242	66	1676	1720
P-B66.25	3666445105235	66.25	1680	1720
P-B66.5	3666445105228	66.5	1689	1729
P-B67	3666445105211	67	1700	1740
P-B67.25	3666445105204	67.25	1710	1750
P-B68	3666445105198	68	1725	1765
P-B69	3666445105181	69	1750	1800
P-B69.5	3666445105174	69.5	1765	1805
P-B70	3666445105167	70	1780	1820
P-B71	3666445105150	71	1800	1850
P-B71.75	3666445105143	71.75	1825	1860
P-B72	3666445105136	72	1829	1870
P-B73	3666445105129	73	1850	1900
P-B74	3666445105112	74	1880	1920
P-B75	3666445105105	75	1900	1950
P-B76	3666445105099	76	1930	1970
P-B76.5	3666445105082	76.5	1943	1983
P-B77	3666445105075	77	1950	2000
P-B77.75	3666445105068	77.75	1977	2020
P-B78	3666445105051	78	1981	2020
P-B79	3666445105044	79	2000	2050
P-B80	3666445105037	80	2032	2070

## Standard Belt Range

CMW Product code	CMW EAN code	Length Li (inch)	Length Li (mm)	Length Ld/Lw (mm)
P-B80.75	3666445105020	80.75	2050	2090
P-B81	3666445105013	81	2060	2100
P-B82	3666445105006	82	2083	2120
P-B83	3666445104993	83	2100	2150
P-B83.5	3666445104986	83.5	2120	2163
P-B84	3666445104979	84	2134	2174
P-B84.5	3666445104962	84.5	2150	2190
P-B84.75	3666445104955	84.75	2150	2193
P-B85	3666445104948	85	2160	2200
P-B86	3666445104931	86	2185	2225
P-B86.5	3666445104924	86.5	2200	2235
P-B87	3666445104917	87	2210	2250
P-B88	3666445104900	88	2240	2279
P-B88.5	3666445104894	88.5	2250	2290
P-B89	3666445104887	89	2261	2300
P-B90	3666445104870	90	2286	2330
P-B90.5	3666445104863	90.5	2299	2339
P-B91	3666445104856	91	2310	2350
P-B91.5	3666445104849	91.5	2315	2360
P-B91.75	3666445104832	91.75	2331	2374
P-B92	3666445104825	92	2337	2380
P-B92.5	3666445104818	92.5	2350	2390
P-B93	3666445104801	93	2360	2400
P-B93.75	3666445104795	93.75	2381	2424
P-B94	3666445104788	94	2388	2430
P-B94.5	3666445104771	94.5	2400	2440
P-B95	3666445104764	95	2413	2450
P-B96	3666445104757	96	2438	2480
P-B96.5	3666445104740	96.5	2450	2493
P-B97	3666445104733	97	2465	2500
P-B97.5	3666445104726	97.5	2477	2517
P-B98	3666445104719	98	2490	2530
P-B99	3666445104702	99	2515	2560
P-B100	3666445104696	100	2540	2580
P-B100.5	3666445104689	100.5	2550	2590
P-B101	3666445104672	101	2565	2610
P-B101.5	3666445104665	101.5	2578	2618
P-B102	3666445104658	102	2590	2630
P-B103	3666445104641	103	2616	2660
P-B104	3666445104634	104	2642	2680
P-B105	3666445104627	105	2667	2700
P-B106	3666445104610	106	2700	2740
P-B107	3666445104603	107	2718	2760
P-B108	3666445104597	108	2750	2790
P-B109	3666445104580	109	2760	2800
P-B110	3666445104573	110	2800	2840
P-B110.5	3666445104566	110.5	2810	2850
P-B111	3666445104559	111	2819	2859
P-B111.5	3666445104542	111.5	2835	2878
P-B112	3666445104535	112	2845	2885
P-B112.25	3666445104528	112.25	2850	2893
P-B112.5	3666445104511	112.5	2857	2900
P-B113	3666445104504	113	2870	2910
P-B114	3666445104498	114	2900	2940
P-B114.5	3666445104481	114.5	2910	2950
P-B115	3666445104474	115	2921	2960
P-B116	3666445104467	116	2950	2990
P-B116.5	3666445104450	116.5	2955	3000
P-B117	3666445104443	117	2972	3015
P-B118	3666445104436	118	3000	3040
P-B119	3666445104429	119	3025	3065
P-B120	3666445104412	120	3048	3091

## 1.1.1 CLASSICAL WRAPPED V-BELTS

## Standard Belt Range

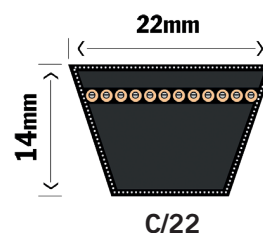
CMW Product code	CMW EAN code	Length Li (inch)	Length Li (mm)	Length Ld/Lw (mm)
P-B120.5	3666445104405	120.5	3060	3100
P-B121	3666445104399	121	3075	3115
P-B122	3666445104382	122	3100	3140
P-B123	3666445104375	123	3124	3164
P-B124	3666445104368	124	3150	3190
P-B125	3666445104351	125	3175	3215
P-B126	3666445104344	126	3200	3240
P-B127	3666445104337	127	3227	3270
P-B128	3666445104320	128	3250	3290
P-B129	3666445104313	129	3277	3320
P-B130	3666445104306	130	3302	3350
P-B131	3666445104290	131	3327	3370
P-B131.25	3666445104283	131.25	3331	3374
P-B132	3666445104276	132	3350	3390
P-B133	3666445104269	133	3378	3420
P-B133.75	3666445104252	133.75	3400	3443
P-B134	3666445104245	134	3404	3450
P-B135	3666445104238	135	3429	3470
P-B136	3666445104221	136	3450	3500
P-B137	3666445104214	137	3480	3520
P-B137.75	3666445104207	137.75	3500	3543
P-B138	3666445104191	138	3505	3550
P-B139	3666445104184	139	3530	3570
P-B140	3666445104177	140	3550	3600
P-B142	3666445104160	142	3600	3650
P-B143	3666445104153	143	3632	3672
P-B143.75	3666445104146	143.75	3650	3693
P-B144	3666445104139	144	3658	3700
P-B145	3666445104122	145	3685	3725
P-B146	3666445104115	146	3700	3750
P-B147	3666445104108	147	3737	3780
P-B148	3666445104092	148	3760	3800
P-B149.5	3666445104085	149.5	3800	3843
P-B150	3666445104078	150	3810	3850
P-B151	3666445104061	151	3835	3870
P-B152	3666445104054	152	3861	3900
P-B153.5	3666445104047	153.5	3900	3940
P-B154	3666445104030	154	3912	3950
P-B155	3666445104023	155	3940	3980
P-B156	3666445104016	156	3962	4000
P-B157	3666445104009	157	3988	4028
P-B158	3666445103996	158	4010	4050
P-B159	3666445103989	159	4039	4079
P-B159.5	3666445103972	159.5	4050	4093
P-B160	3666445103965	160	4070	4110
P-B161	3666445103958	161	4087	4130
P-B161.5	3666445103941	161.5	4100	4140
P-B162	3666445103934	162	4115	4158
P-B163	3666445103927	163	4140	4185
P-B164	3666445103910	164	4166	4206
P-B165	3666445103903	165	4190	4230
P-B167	3666445103897	167	4240	4280
P-B168	3666445103880	168	4267	4310
P-B169	3666445103873	169	4293	4333
P-B170	3666445103866	170	4317	4360
P-B171.25	3666445103859	171.25	4350	4393
P-B172	3666445103842	172	4369	4409
P-B173	3666445103835	173	4394	4437
P-B174	3666445103828	174	4420	4460
P-B175	3666445103811	175	4450	4490
P-B177	3666445103804	177	4500	4540
P-B178	3666445103798	178	4521	4561

## Standard Belt Range

CMW Product code	CMW EAN code	Length Li (inch)	Length Li (mm)	Length Ld/Lw (mm)
P-B180	3666445103781	180	4572	4612
P-B181	3666445103774	181	4597	4637
P-B182	3666445103767	182	4625	4665
P-B183	3666445103750	183	4650	4693
P-B184	3666445103743	184	4674	4714
P-B185	3666445103736	185	4710	4750
P-B186	3666445103729	186	4727	4770
P-B187	3666445103712	187	4750	4790
P-B188	3666445103705	188	4780	4820
P-B189	3666445103699	189	4800	4843
P-B190	3666445103682	190	4825	4865
P-B192	3666445103675	192	4877	4920
P-B193	3666445103668	193	4900	4943
P-B194	3666445103651	194	4930	4970
P-B195	3666445103644	195	4953	5000
P-B197	3666445103637	197	5000	5040
P-B198	3666445103620	198	5029	5069
P-B200	3666445103613	200	5080	5120
P-B201	3666445103606	201	5105	5145
P-B204	3666445103590	204	5182	5225
P-B206	3666445103583	206	5232	5272
P-B207	3666445103576	207	5260	5300
P-B208	3666445103569	208	5300	5340
P-B209	3666445103552	209	5310	5350
P-B210	3666445103545	210	5334	5374
P-B212	3666445103538	212	5385	5425
P-B214	3666445103521	214	5436	5476
P-B215	3666445103514	215	5460	5500
P-B216	3666445103507	216	5486	5526
P-B217	3666445103491	217	5510	5550
P-B219	3666445103484	219	5560	5600
P-B220	3666445103477	220	5590	5630
P-B221	3666445103460	221	5610	5650
P-B222	3666445103453	222	5639	5679
P-B223	3666445103446	223	5650	5690
P-B224	3666445103439	224	5690	5730
P-B225	3666445103422	225	5715	5755
P-B228	3666445103415	228	5790	5830
P-B229	3666445103408	229	5815	5855
P-B235	3666445103392	235	5960	6000
P-B236	3666445103385	236	6000	6040
P-B237	3666445103378	237	6020	6060
P-B238	3666445103361	238	6045	6085
P-B240	3666445103354	240	6096	6136
P-B247	3666445103347	247	6260	6300
P-B248	3666445103330	248	6300	6340
P-B249	3666445103323	249	6325	6365
P-B250	3666445103316	250	6350	6390
P-B253	3666445103309	253	6425	6465
P-B255	3666445103293	255	6480	6520
P-B256	3666445103286	256	6500	6540
P-B259	3666445103279	259	6580	6620
P-B260	3666445103262	260	6604	6644
P-B264	3666445103255	264	6700	6740
P-B265	3666445103248	265	6730	6770
P-B268	3666445103231	268	6805	6845
P-B269	3666445103224	269	6830	6870
P-B270	3666445103217	270	6860	6900
P-B275	3666445103200	275	6985	7025
P-B276	3666445103194	276	7010	7050
P-B280	3666445103187	280	7110	7150
P-B285	3666445103170	285	7240	7280



1.1.1 CLASSICAL WRAPPED V-BELTS



Standard Belt Range

CMW Product code	CMW EAN code	Length Li (inch)	Length Li (mm)	Length Ld/Lw (mm)
P-B300	3666445103163	300	7620	7660
P-B315	3666445103156	315	8000	8040
P-B330	3666445103149	330	8380	8420
P-B345	3666445103132	345	8765	8805
P-B360	3666445103125	360	9150	9190
P-B361	3666445103118	361	9170	9210
P-B364	3666445103101	364	9250	9290
P-B366	3666445103095	366	9300	9340
P-B375	3666445103088	375	9500	9540
P-B394	3666445103071	394	10000	10040
P-B428	3666445103064	428	10870	10910
P-B433	3666445103057	433	11000	11040
P-B449	3666445103040	449	11405	11445
P-B472	3666445103033	472	11990	12030
P-B488	3666445103026	488	12395	12435
P-B510	3666445103019	510	12954	12994
P-B512	3666445103002	512	13005	13045
P-B551	3666445102999	551	13995	14035
P-B553	3666445102982	553	14046	14086
P-B583	3666445102975	583	14808	14848

Standard Belt Range

CMW Product code	CMW EAN code	Length Li (inch)	Length Li (mm)	Length Ld/Lw (mm)
P-C32	3666445102968	32	813	871
P-C33.25	3666445102951	33.25	858	916
P-C33.75	3666445102944	33.75	858	920
P-C37	3666445102937	37	940	998
P-C37.5	3666445102920	37.5	955	1010
P-C38	3666445102913	38	965	1023
P-C39	3666445102906	39	990	1048
P-C39.25	3666445102890	39.25	997	1055
P-C40	3666445102883	40	1016	1074
P-C41	3666445102876	41	1040	1098
P-C42	3666445102869	42	1067	1125
P-C43	3666445102852	43	1092	1150
P-C43.25	3666445102845	43.25	1100	1153
P-C44	3666445102838	44	1120	1178
P-C45	3666445102821	45	1143	1201
P-C46	3666445102814	46	1168	1230
P-C46.5	3666445102807	46.5	1180	1233
P-C47	3666445102791	47	1194	1250
P-C48	3666445102784	48	1220	1280
P-C49	3666445102777	49	1250	1300
P-C50	3666445102760	50	1270	1330
P-C51	3666445102753	51	1295	1353
P-C51.25	3666445102746	51.25	1300	1353
P-C52	3666445102739	52	1320	1378
P-C53	3666445102722	53	1350	1400
P-C54	3666445102715	54	1375	1433
P-C54.5	3666445102708	54.5	1390	1450
P-C55	3666445102692	55	1400	1458
P-C56	3666445102685	56	1422	1480
P-C56.5	3666445102678	56.5	1440	1500
P-C57	3666445102661	57	1450	1508
P-C58	3666445102654	58	1475	1533
P-C58.5	3666445102647	58.5	1486	1544
P-C59	3666445102630	59	1500	1558
P-C60	3666445102623	60	1524	1582
P-C61	3666445102616	61	1549	1610
P-C62	3666445102609	62	1574	1632
P-C62.25	3666445102593	62.25	1581	1639
P-C63	3666445102586	63	1600	1658
P-C64	3666445102579	64	1626	1684
P-C64.5	3666445102562	64.5	1642	1700
P-C65	3666445102555	65	1651	1709
P-C66	3666445102548	66	1676	1734
P-C67	3666445102531	67	1702	1760
P-C68	3666445102524	68	1727	1785
P-C68.5	3666445102517	68.5	1740	1800
P-C69	3666445102500	69	1750	1808
P-C70	3666445102494	70	1778	1836
P-C70.5	3666445102487	70.5	1790	1850
P-C71	3666445102470	71	1803	1860
P-C71.5	3666445102463	71.5	1816	1874
P-C72	3666445102456	72	1829	1887
P-C72.5	3666445102449	72.5	1840	1900
P-C72.75	3666445102432	72.75	1850	1902
P-C73	3666445102425	73	1854	1912
P-C74	3666445102418	74	1880	1938
P-C75	3666445102401	75	1906	1963
P-C76	3666445102395	76	1930	1990
P-C77	3666445102388	77	1956	2014
P-C78	3666445102371	78	1981	2040
P-C79	3666445102364	79	2006	2064
P-C80	3666445102357	80	2032	2090

## 1.1.1 CLASSICAL WRAPPED V-BELTS

## Standard Belt Range

CMW Product code	CMW EAN code	Length Li (inch)	Length Li (mm)	Length Ld/Lw (mm)
P-C80.75	3666445102340	80.75	2050	2102
P-C81	3666445102333	81	2057	2115
P-C82	3666445102326	82	2082	2140
P-C82.75	3666445102319	82.75	2100	2152
P-C83	3666445102302	83	2118	2166
P-C83.5	3666445102296	83.5	2121	2179
P-C84	3666445102289	84	2133	2190
P-C84.5	3666445102272	84.5	2150	2202
P-C85	3666445102265	85	2159	2217
P-C86	3666445102258	86	2184	2240
P-C86.5	3666445102241	86.5	2200	2252
P-C87	3666445102234	87	2210	2268
P-C88	3666445102227	88	2235	2290
P-C88.5	3666445102210	88.5	2250	2302
P-C89	3666445102203	89	2261	2319
P-C90	3666445102197	90	2286	2344
P-C91	3666445102180	91	2311	2369
P-C92	3666445102173	92	2337	2395
P-C93	3666445102166	93	2362	2420
P-C94	3666445102159	94	2387	2445
P-C94.5	3666445102142	94.5	2400	2452
P-C95	3666445102135	95	2413	2471
P-C96	3666445102128	96	2438	2500
P-C96.5	3666445102111	96.5	2451	2510
P-C97	3666445102104	97	2464	2522
P-C97.5	3666445102098	97.5	2477	2535
P-C98	3666445102081	98	2489	2550
P-C99	3666445102074	99	2514	2570
P-C100	3666445102067	100	2540	2600
P-C101	3666445102050	101	2565	2620
P-C102	3666445102043	102	2591	2650
P-C103	3666445102036	103	2615	2680
P-C104	3666445102029	104	2642	2700
P-C104.25	3666445102012	104.25	2650	2702
P-C105	3666445102005	105	2667	2725
P-C106	3666445101992	106	2692	2750
P-C107	3666445101985	107	2720	2778
P-C107.5	3666445101978	107.5	2732	2784
P-C108	3666445101961	108	2743	2800
P-C109	3666445101954	109	2770	2820
P-C110	3666445101947	110	2794	2850
P-C111	3666445101930	111	2820	2880
P-C112	3666445101923	112	2845	2903
P-C112.5	3666445101916	112.5	2858	2915
P-C113	3666445101909	113	2870	2928
P-C114	3666445101893	114	2896	2954
P-C115	3666445101886	115	2921	2979
P-C116	3666445101879	116	2950	3000
P-C117	3666445101862	117	2970	3030
P-C118	3666445101855	118	3000	3050
P-C119	3666445101848	119	3023	3081
P-C120	3666445101831	120	3048	3106
P-C121	3666445101824	121	3073	3131
P-C122	3666445101817	122	3100	3160
P-C123	3666445101800	123	3124	3182
P-C124	3666445101794	124	3150	3208
P-C125	3666445101787	125	3175	3235
P-C125.5	3666445101770	125.5	3190	3250
P-C126	3666445101763	126	3200	3258
P-C127	3666445101756	127	3226	3284
P-C128	3666445101749	128	3250	3308
P-C129	3666445101732	129	3292	3350

## Standard Belt Range

CMW Product code	CMW EAN code	Length Li (inch)	Length Li (mm)	Length Ld/Lw (mm)
P-C130	3666445101725	130	3302	3360
P-C131	3666445101718	131	3327	3385
P-C132	3666445101701	132	3350	3408
P-C133	3666445101695	133	3378	3436
P-C134	3666445101688	134	3404	3462
P-C135	3666445101671	135	3430	3488
P-C136	3666445101664	136	3454	3520
P-C137	3666445101657	137	3492	3550
P-C138	3666445101640	138	3505	3563
P-C139	3666445101633	139	3525	3585
P-C140	3666445101626	140	3550	3608
P-C141	3666445101619	141	3581	3639
P-C141.75	3666445101602	141.75	3600	3652
P-C142	3666445101596	142	3607	3665
P-C143	3666445101589	143	3632	3690
P-C143.75	3666445101572	143.75	3650	3702
P-C144	3666445101565	144	3658	3716
P-C145	3666445101558	145	3682	3741
P-C146	3666445101541	146	3708	3766
P-C147	3666445101534	147	3734	3795
P-C148	3666445101527	148	3759	3820
P-C149	3666445101510	149	3785	3843
P-C149.5	3666445101503	149.5	3800	3852
P-C150	3666445101497	150	3810	3868
P-C151	3666445101480	151	3835	3893
P-C151.5	3666445101473	151.5	3850	3902
P-C152	3666445101466	152	3860	3920
P-C153	3666445101459	153	3900	3950
P-C154	3666445101442	154	3912	3970
P-C155	3666445101435	155	3940	4000
P-C156	3666445101428	156	3960	4012
P-C158	3666445101411	158	4013	4060
P-C159	3666445101404	159	4039	4097
P-C159.5	3666445101398	159.5	4050	4102
P-C160	3666445101381	160	4064	4120
P-C161	3666445101374	161	4089	4147
P-C161.5	3666445101367	161.5	4100	4160
P-C162	3666445101350	162	4115	4170
P-C163	3666445101343	163	4140	4198
P-C164	3666445101336	164	4165	4223
P-C165	3666445101329	165	4191	4250
P-C165.5	3666445101312	165.5	4200	4252
P-C166	3666445101305	166	4216	4278
P-C167	3666445101299	167	4242	4300
P-C168	3666445101282	168	4267	4325
P-C169	3666445101275	169	4292	4350
P-C169.25	3666445101268	169.25	4300	4352
P-C170	3666445101251	170	4318	4376
P-C171	3666445101244	171	4350	4408
P-C172	3666445101237	172	4369	4427
P-C173	3666445101220	173	4394	4452
P-C175	3666445101213	175	4442	4500
P-C176	3666445101206	176	4470	4528
P-C177	3666445101190	177	4500	4558
P-C178	3666445101183	178	4521	4579
P-C179	3666445101176	179	4547	4605
P-C180	3666445101169	180	4572	4630
P-C181	3666445101152	181	4600	4652
P-C182	3666445101145	182	4623	4681
P-C183	3666445101138	183	4648	4706
P-C184	3666445101121	184	4674	4732
P-C185	3666445101114	185	4692	4750

## 1.1.1 CLASSICAL WRAPPED V-BELTS

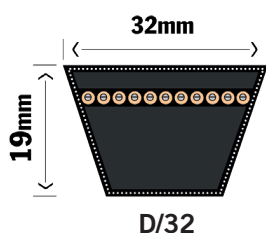
## Standard Belt Range

CMW Product code	CMW EAN code	Length Li (inch)	Length Li (mm)	Length Ld/Lw (mm)
P-C186.5	3666445101107	186.5	4737	4795
P-C187	3666445101091	187	4750	4808
P-C188	3666445101084	188	4775	4833
P-C189	3666445101077	189	4800	4852
P-C190	3666445101060	190	4826	4884
P-C191	3666445101053	191	4851	4909
P-C192	3666445101046	192	4877	4935
P-C193	3666445101039	193	4902	4960
P-C194	3666445101022	194	4942	5000
P-C195	3666445101015	195	4953	5011
P-C196	3666445101008	196	4978	5036
P-C197	3666445100995	197	5000	5058
P-C200	3666445100988	200	5080	5138
P-C200.75	3666445100971	200.75	5100	5152
P-C204	3666445100964	204	5182	5240
P-C205	3666445100957	205	5207	5265
P-C206	3666445100940	206	5242	5300
P-C208	3666445100933	208	5283	5340
P-C210	3666445100926	210	5334	5392
P-C210.5	3666445100919	210.5	5350	5402
P-C212	3666445100902	212	5385	5443
P-C212.5	3666445100896	212.5	5400	5452
P-C215	3666445100889	215	5461	5519
P-C216	3666445100872	216	5486	5548
P-C216.5	3666445100865	216.5	5500	5552
P-C218	3666445100858	218	5542	5600
P-C220	3666445100841	220	5588	5640
P-C222	3666445100834	222	5635	5693
P-C223	3666445100827	223	5664	5722
P-C225	3666445100810	225	5715	5773
P-C228	3666445100803	228	5790	5848
P-C228.5	3666445100797	228.5	5800	5852
P-C230	3666445100780	230	5842	5900
P-C234	3666445100773	234	5942	6000
P-C235	3666445100766	235	5969	6027
P-C236	3666445100759	236	6000	6058
P-C238	3666445100742	238	6045	6103
P-C240	3666445100735	240	6096	6154
P-C245	3666445100728	245	6242	6300
P-C248	3666445100711	248	6300	6358
P-C250	3666445100704	250	6350	6408
P-C255	3666445100698	255	6470	6528
P-C256	3666445100681	256	6500	6552
P-C258	3666445100674	258	6553	6611
P-C260	3666445100667	260	6604	6662
P-C264	3666445100650	264	6700	6758
P-C265	3666445100643	265	6730	6788
P-C267.75	3666445100636	267.75	6800	6852
P-C268	3666445100629	268	6807	6865
P-C270	3666445100612	270	6850	6916
P-C274.5	3666445100605	274.5	6972	7024
P-C275	3666445100599	275	6985	7045
P-C276	3666445100582	276	7000	7058
P-C280	3666445100575	280	7112	7170
P-C282	3666445100568	282	7160	7218
P-C283	3666445100551	283	7188	7246
P-C285	3666445100544	285	7240	7298
P-C290	3666445100537	290	7366	7424
P-C293	3666445100520	293	7442	7500
P-C295	3666445100513	295	7500	7558
P-C297	3666445100506	297	7540	7598
P-C300	3666445100490	300	7620	7678

## Standard Belt Range

CMW Product code	CMW EAN code	Length Li (inch)	Length Li (mm)	Length Ld/Lw (mm)
P-C303	3666445100483	303	7700	7758
P-C314	3666445100476	314	7976	8034
P-C315	3666445100469	315	8000	8058
P-C316	3666445100452	316	8025	8083
P-C328	3666445100445	328	8331	8389
P-C330	3666445100438	330	8382	8440
P-C336	3666445100421	336	8530	8588
P-C345	3666445100414	345	8760	8818
P-C350	3666445100407	350	8890	8948
P-C354	3666445100391	354	9000	9058
P-C357	3666445100384	357	9070	9122
P-C360	3666445100377	360	9140	9198
P-C394	3666445100360	394	10008	10066
P-C418	3666445100353	418	10617	10675
P-C420	3666445100346	420	10665	10723
P-C424	3666445100339	424	10770	10828
P-C433	3666445100322	433	11000	11052

1.1.1 CLASSICAL WRAPPED V-BELTS



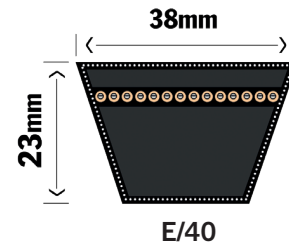
Standard Belt Range

CMW Product code	CMW EAN code	Length Li (inch)	Length Li (mm)	Length Ld/Lw (mm)
P-D37	3666445100315	37	925	1000
P-D66	3666445100308	66	1670	1745
P-D80	3666445100292	80	2032	2107
P-D85	3666445100285	85	2159	2234
P-D88	3666445100278	88	2235	2310
P-D90	3666445100261	90	2285	2360
P-D91.25	3666445100254	91.25	2320	2395
P-D94.5	3666445100247	94.5	2400	2475
P-D98	3666445100230	98	2500	2575
P-D104	3666445100223	104	2650	2725
P-D106.25	3666445100216	106.25	2700	2775
P-D110	3666445100209	110	2800	2870
P-D112	3666445100193	112	2845	2920
P-D113	3666445100186	113	2870	2945
P-D114.25	3666445100179	114.25	2900	2975
P-D116	3666445100162	116	2945	3020
P-D118	3666445100155	118	3000	3070
P-D120	3666445100148	120	3048	3123
P-D121	3666445100131	121	3075	3150
P-D122	3666445100124	122	3100	3175
P-D124	3666445100117	124	3150	3220
P-D126	3666445100100	126	3200	3275
P-D128	3666445100094	128	3251	3326
P-D129	3666445100087	129	3275	3350
P-D130	3666445100070	130	3300	3375
P-D132	3666445100063	132	3350	3420
P-D134	3666445100056	134	3400	3475
P-D135	3666445100049	135	3425	3500
P-D136	3666445100032	136	3454	3529
P-D137	3666445100025	137	3475	3550
P-D137.75	3666445100018	137.75	3500	3575
P-D140	3666445100001	140	3550	3625
P-D141.75	3666445099992	141.75	3600	3675
P-D142	3666445099985	142	3600	3675
P-D142.75	3666445099978	142.75	3625	3700
P-D144	3666445099961	144	3658	3733
P-D145	3666445099954	145	3675	3750
P-D145.75	3666445099947	145.75	3700	3775
P-D148	3666445099930	148	3750	3820
P-D149.5	3666445099923	149.5	3800	3875
P-D150	3666445099916	150	3810	3885
P-D153.5	3666445099909	153.5	3900	3975
P-D154	3666445099893	154	3915	3993
P-D155	3666445099886	155	3925	4000
P-D158	3666445099879	158	4000	4075
P-D161.5	3666445099862	161.5	4100	4175
P-D162	3666445099855	162	4115	4190
P-D163.5	3666445099848	163.5	4150	4225
P-D164	3666445099831	164	4175	4250
P-D165	3666445099824	165	4190	4265
P-D167	3666445099817	167	4250	4320
P-D168	3666445099800	168	4265	4340
P-D169	3666445099794	169	4300	4375
P-D169.25	3666445099787	169.25	4300	4375
P-D170	3666445099770	170	4315	4390
P-D171	3666445099763	171	4345	4420
P-D173	3666445099756	173	4394	4469
P-D174	3666445099749	174	4425	4500
P-D176	3666445099732	176	4475	4550
P-D177	3666445099725	177	4500	4575
P-D180	3666445099718	180	4572	4650
P-D181	3666445099701	181	4600	4675

Standard Belt Range

CMW Product code	CMW EAN code	Length Li (inch)	Length Li (mm)	Length Ld/Lw (mm)
P-D185	3666445099695	185	4700	4775
P-D187	3666445099688	187	4750	4825
P-D189	3666445099671	189	4800	4875
P-D194	3666445099664	194	4925	5000
P-D195	3666445099657	195	4953	5028
P-D197	3666445099640	197	5000	5075
P-D204	3666445099633	204	5182	5258
P-D204.5	3666445099626	204.5	5195	5270
P-D204.75	3666445099619	204.75	5200	5275
P-D205	3666445099602	205	5209	5285
P-D207	3666445099596	207	5259	5335
P-D208	3666445099589	208	5300	5375
P-D210	3666445099572	210	5334	5410
P-D215	3666445099565	215	5461	5536
P-D216.5	3666445099558	216.5	5500	5575
P-D217	3666445099541	217	5525	5600
P-D220	3666445099534	220	5600	5680
P-D223	3666445099527	223	5664	5739
P-D225	3666445099510	225	5715	5790
P-D230	3666445099503	230	5840	5915
P-D233	3666445099497	233	5925	6000
P-D236	3666445099480	236	6000	6075
P-D238	3666445099473	238	6045	6120
P-D240	3666445099466	240	6096	6166
P-D245	3666445099459	245	6225	6300
P-D248	3666445099442	248	6300	6375
P-D250	3666445099435	250	6350	6425
P-D255	3666445099428	255	6480	6555
P-D256	3666445099411	256	6500	6575
P-D260	3666445099404	260	6600	6675
P-D261	3666445099398	261	6625	6700
P-D264	3666445099381	264	6700	6775
P-D266	3666445099374	266	6760	6835
P-D268	3666445099367	268	6807	6882
P-D270	3666445099350	270	6858	6933
P-D275.5	3666445099343	275.5	7000	7075
P-D277	3666445099336	277	7025	7100
P-D280	3666445099329	280	7100	7175
P-D282	3666445099312	282	7160	7235
P-D285	3666445099305	285	7240	7315
P-D287	3666445099299	287	7290	7365
P-D292	3666445099282	292	7425	7500
P-D295	3666445099275	295	7500	7575
P-D298	3666445099268	298	7569	7644
P-D300	3666445099251	300	7620	7695
P-D311	3666445099244	311	7900	7975
P-D312	3666445099237	312	7925	8000
P-D314	3666445099220	314	7975	8050
P-D315	3666445099213	315	8000	8075
P-D316	3666445099206	316	8025	8100
P-D326	3666445099190	326	8280	8355
P-D330	3666445099183	330	8382	8457
P-D345	3666445099176	345	8763	8838
P-D351	3666445099169	351	8925	9000
P-D354	3666445099152	354	9000	9075
P-D360	3666445099145	360	9150	9225
P-D374	3666445099138	374	9500	9575
P-D390	3666445099121	390	9900	9975
P-D394	3666445099114	394	10000	10075
P-D418	3666445099107	418	10620	10695
P-D420	3666445099091	420	10670	10745
P-D441	3666445099084	441	11200	11275

1.1.1 CLASSICAL WRAPPED V-BELTS



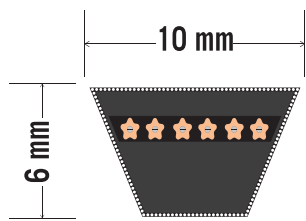
Standard Belt Range

CMW Product code	CMW EAN code	Length Li (inch)	Length Li (mm)	Length Ld/Lw (mm)
P-D480	3666445099077	480	12200	12275
P-D492	3666445099060	492	12500	12575
P-D540	3666445099053	540	13720	13795
P-D600	3666445099046	600	15240	15315

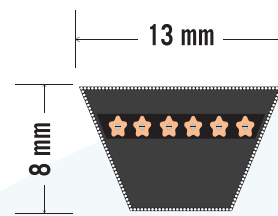
Standard Belt Range

CMW Product code	CMW EAN code	Length Li (inch)	Length Li (mm)	Length Ld/Lw (mm)
P-E99	3666445099039	99	2500	2582
P-E177	3666445099022	177	4500	4582
P-E180	3666445099015	180	4575	4657
P-E197	3666445099008	197	5000	5082
P-E209	3666445098995	209	5318	5400
P-E210	3666445098988	210	5335	5417
P-E220	3666445098971	220	5600	5682
P-E226	3666445098964	226	5740	5822
P-E233	3666445098957	233	5918	6000
P-E237	3666445098940	237	6018	6100
P-E240	3666445098933	240	6096	6178
P-E245	3666445098926	245	6218	6300
P-E248	3666445098919	248	6300	6382
P-E249	3666445098902	249	6318	6400
P-E251	3666445098896	251	6368	6450
P-E253	3666445098889	253	6418	6500
P-E255	3666445098872	255	6477	6559
P-E261	3666445098865	261	6618	6700
P-E270	3666445098858	270	6858	6940
P-E276	3666445098841	276	7018	7100
P-E280	3666445098834	280	7100	7182
P-E285	3666445098827	285	7240	7322
P-E292	3666445098810	292	7418	7500
P-E295	3666445098803	295	7500	7582
P-E300	3666445098797	300	7620	7702
P-E312	3666445098780	312	7918	8000
P-E316	3666445098773	316	8026	8108
P-E330	3666445098766	330	8382	8464
P-E331	3666445098759	331	8418	8500
P-E345	3666445098742	345	8763	8845
P-E351	3666445098735	351	8918	9000
P-E354	3666445098728	354	9000	9082
P-E360	3666445098711	360	9145	9227
P-E371	3666445098704	371	9418	9500
P-E390	3666445098698	390	9918	10000
P-E394	3666445098681	394	10000	10082
P-E410	3666445098674	410	10414	10496
P-E420	3666445098667	420	10668	10750
P-E441	3666445098650	441	11200	11282
P-E470	3666445098643	470	11938	12018
P-E480	3666445098636	480	12190	12272
P-E492	3666445098629	492	12500	12582
P-E540	3666445098612	540	13715	13797
P-E600	3666445098605	600	15240	15322

1.1.1 CLASSICAL WRAPPED V-BELTS



3L



4L

Standard Belt Range

CMW Product code	CMW EAN code	Length La (mm)
3L130	3666445112622	330
3L140	3666445112615	356
3L150	3666445112608	381
3L160	3666445112592	406
3L170	3666445112585	432
3L180	3666445112578	457
3L190	3666445112561	483
3L200	3666445112554	508
3L205	3666445112547	521
3L210	3666445112530	533
3L220	3666445112523	559
3L230	3666445112516	584
3L240	3666445112509	610
3L255	3666445112493	648
3L250	3666445112486	635
3L260	3666445112479	660
3L270	3666445112462	686
3L275	3666445112455	699
3L280	3666445112448	711
3L290	3666445112431	737
3L300	3666445112424	762
3L310	3666445112417	787
3L320	3666445112400	813
3L330	3666445112394	838
3L340	3666445112387	864
3L345	3666445112370	876
3L350	3666445112363	889
3L360	3666445112356	914
3L370	3666445112349	940
3L380	3666445112332	965
3L390	3666445112325	991
3L400	3666445112318	1016
3L410	3666445112301	1041
3L415	3666445112295	1054
3L420	3666445112288	1067
3L430	3666445112271	1092
3L440	3666445112264	1118
3L450	3666445112257	1143
3L460	3666445112240	1168
3L470	3666445112233	1194
3L480	3666445112226	1219
3L490	3666445112219	1245
3L500	3666445112202	1270
3L510	3666445112196	1295
3L520	3666445112189	1321
3L530	3666445112172	1346
3L540	3666445112165	1372
3L550	3666445112158	1397
3L560	3666445112141	1422
3L570	3666445112134	1448
3L580	3666445112127	1473
3L590	3666445112110	1499
3L600	3666445112103	1524
3L610	3666445112097	1549
3L620	3666445112080	1575
3L630	3666445112073	1600
3L640	3666445112066	1626
3L650	3666445112059	1651
3L660	3666445112042	1676
3L670	3666445112035	1702
3L675	3666445112028	1715
3L690	3666445112011	1753

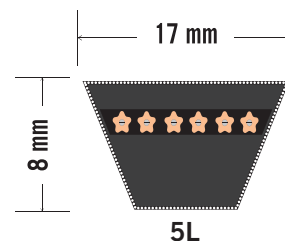
Standard Belt Range

CMW Product code	CMW EAN code	Length La (mm)
3L700	3666445112004	1778
3L710	3666445111991	1803
3L720	3666445111984	1829
3L730	3666445111977	1854
3L740	3666445111960	1880
3L750	3666445111953	1905

Standard Belt Range

CMW Product code	CMW EAN code	Length La (mm)
4L160	3666445111946	406
4L170	3666445111939	432
4L180	3666445111922	457
4L190	3666445111915	483
4L200	3666445111908	508
4L205	3666445111892	521
4L210	3666445111885	533
4L220	3666445111878	559
4L230	3666445111861	584
4L240	3666445111854	610
4L244	3666445111847	620
4L250	3666445111830	635
4L256	3666445111823	650
4L260	3666445111816	660
4L270	3666445111809	686
4L280	3666445111793	711
4L290	3666445111786	737
4L293	3666445111779	744
4L299	3666445111762	759
4L300	3666445111755	762
4L305	3666445111748	775
4L310	3666445111731	787
4L313	3666445111724	795
4L315	3666445111717	800
4L320	3666445111700	813
4L325	3666445111694	826
4L330	3666445111687	838
4L335	3666445111670	851
4L340	3666445111663	864
4L344	3666445111656	874
4L350	3666445111649	889
4L354	3666445111632	899
4L360	3666445111625	914
4L366	3666445111618	930
4L364	3666445111601	925
4L283	3666445111595	719
4L302	3666445111588	767
4L370	3666445111571	940
4L374	3666445111564	950
4L380	3666445111557	965
4L384	3666445111540	975
4L390	3666445111533	991
4L394	3666445111526	1001
4L400	3666445111519	1016
4L404	3666445111502	1026
4L410	3666445111496	1041
4L413	3666445111489	1049
4L420	3666445111472	1067
4L425	3666445111465	1080
4L430	3666445111458	1092
4L433	3666445111441	1100
4L440	3666445111434	1118
4L445	3666445111427	1130
4L450	3666445111410	1143
4L460	3666445111403	1168
4L470	3666445111397	1194
4L472	3666445111380	1199
4L480	3666445111373	1219
4L484	3666445111366	1229
4L490	3666445111359	1245
4L492	3666445111342	1250
4L500	3666445111335	1270

1.1.1 CLASSICAL WRAPPED V-BELTS



Standard Belt Range

CMW Product code	CMW EAN code	Length La (mm)
4L505	3666445111328	1283
4L510	3666445111311	1295
4L520	3666445111304	1321
4L530	3666445111298	1346
4L540	3666445111281	1372
4L550	3666445111274	1397
4L560	3666445111267	1422
4L570	3666445111250	1448
4L555	3666445111243	1410
4L580	3666445111236	1473
4L590	3666445111229	1499
4L600	3666445111212	1524
4L610	3666445111205	1549
4L620	3666445111199	1575
4L630	3666445111182	1600
4L640	3666445111175	1626
4L650	3666445111168	1651
4L660	3666445111151	1676
4L670	3666445111144	1702
4L680	3666445111137	1727
4L690	3666445111120	1753
4L700	3666445111113	1778
4L710	3666445111106	1803
4L720	3666445111090	1829
4L730	3666445111083	1854
4L740	3666445111076	1880
4L750	3666445111069	1905
4L760	3666445111052	1930
4L770	3666445111045	1956
4L780	3666445111038	1981
4L790	3666445111021	2007
4L800	3666445111014	2032
4L810	3666445111007	2057
4L820	3666445110994	2083
4L830	3666445110987	2108
4L840	3666445110970	2134
4L850	3666445110963	2159
4L860	3666445110956	2184
4L870	3666445110949	2210
4L880	3666445110932	2235
4L890	3666445110925	2261
4L900	3666445110918	2286
4L910	3666445110901	2311
4L920	3666445110895	2337
4L930	3666445110888	2362
4L940	3666445110871	2388
4L950	3666445110864	2413
4L960	3666445110857	2438
4L970	3666445110840	2464
4L980	3666445110833	2489
4L990	3666445110826	2515
4L1000	3666445110819	2540
4L1010	3666445110802	2565
4L1020	3666445110796	2591
4L1030	3666445110789	2616
4L1040	3666445110772	2642
4L1050	3666445110765	2667
4L1060	3666445110758	2692
4L1070	3666445110741	2718
4L1080	3666445110734	2743
4L1090	3666445110727	2769
4L1100	3666445110710	2794

Standard Belt Range

CMW Product code	CMW EAN code	Length La (mm)
4L1110	3666445110703	2819
4L1120	3666445110697	2845
4L1130	3666445110680	2870
4L1140	3666445110673	2896
4L1170	3666445110666	2972

Standard Belt Range

CMW Product code	CMW EAN code	Length La (mm)
5L290	3666445110659	737
5L300	3666445110642	762
5L310	3666445110635	787
5L320	3666445110628	813
5L330	3666445110611	838
5L340	3666445110604	864
5L350	3666445110598	889
5L360	3666445110581	914
5L370	3666445110574	940
5L380	3666445110567	965
5L390	3666445110550	991
5L400	3666445110543	1016
5L410	3666445110536	1041
5L420	3666445110529	1067
5L430	3666445110512	1092
5L440	3666445110505	1118
5L450	3666445110499	1143
5L460	3666445110482	1168
5L470	3666445110475	1194
5L480	3666445110468	1219
5L490	3666445110451	1245
5L500	3666445110444	1270
5L510	3666445110437	1295
5L520	3666445110420	1321
5L530	3666445110413	1346
5L540	3666445110406	1372
5L550	3666445110390	1397
5L560	3666445110383	1422
5L570	3666445110376	1448
5L580	3666445110369	1473
5L590	3666445110352	1499
5L600	3666445110345	1524
5L610	3666445110338	1549
5L620	3666445110321	1575
5L630	3666445110314	1600
5L640	3666445110307	1626
5L650	3666445110291	1651
5L660	3666445110284	1676
5L670	3666445110277	1702
5L680	3666445110260	1727
5L690	3666445110253	1753
5L700	3666445110246	1778
5L710	3666445110239	1803
5L710	3666445110239	1803
5L730	3666445110215	1854
5L770	3666445110208	1956
5L780	3666445110192	1981
5L790	3666445110185	2007
5L820	3666445110178	2083
5L850	3666445110161	2159
5L880	3666445110154	2235
5L890	3666445110147	2261
5L950	3666445110130	2413
5L1030	3666445110123	2616

## POWER RATING

## 1.1.1 CLASSICAL WRAPPED V BELTS

## Section Z

Faster shaft speed	Rated power per belt for small pulley datum diameter [mm]												Additional power per belt for speed ratio			
	67	71	75	80	85	90	95	100	112	125	132	140	1.00-1.05	1.06-1.24	1.25-1.59	>1.59
r/min	kW												kW			
100	0.09	0.10	0.11	0.11	0.12	0.13	0.14	0.15	0.17	0.20	0.21	0.22			0.01	0.01
500	0.34	0.37	0.40	0.44	0.48	0.51	0.56	0.59	0.68	0.76	0.82	0.87		0.01	0.03	0.04
720	0.46	0.50	0.55	0.60	0.64	0.70	0.74	0.80	0.92	1.04	1.11	1.19		0.02	0.04	0.05
800	0.50	0.55	0.59	0.64	0.70	0.76	0.82	0.87	1.00	1.13	1.21	1.30		0.02	0.04	0.07
900	0.55	0.60	0.64	0.71	0.77	0.84	0.89	0.96	1.10	1.25	1.33	1.43		0.02	0.05	0.08
960	0.58	0.63	0.69	0.75	0.82	0.88	0.95	1.00	1.16	1.32	1.41	1.50	0.01	0.03	0.05	0.08
1 000	0.60	0.65	0.71	0.77	0.84	0.90	0.97	1.04	1.20	1.36	1.45	1.55	0.01	0.03	0.05	0.09
1 100	0.64	0.70	0.76	0.83	0.90	0.98	1.06	1.12	1.30	1.47	1.57	1.68	0.01	0.03	0.07	0.09
1 200	0.69	0.75	0.82	0.89	0.97	1.05	1.13	1.21	1.38	1.58	1.69	1.80	0.01	0.03	0.07	0.10
1 300	0.73	0.80	0.86	0.95	1.04	1.12	1.20	1.29	1.48	1.69	1.80	1.92	0.01	0.03	0.08	0.11
1 400	0.77	0.84	0.92	1.00	1.10	1.19	1.28	1.36	1.57	1.79	1.91	2.04	0.01	0.04	0.08	0.12
1 440	0.78	0.86	0.94	1.02	1.12	1.21	1.31	1.40	1.60	1.83	1.95	2.09	0.01	0.04	0.09	0.12
1 500	0.81	0.89	0.97	1.06	1.16	1.25	1.35	1.44	1.66	1.90	2.02	2.16	0.01	0.04	0.09	0.12
1 600	0.85	0.94	1.01	1.11	1.22	1.32	1.42	1.52	1.74	1.99	2.13	2.27	0.01	0.04	0.09	0.13
1 700	0.89	0.98	1.07	1.17	1.28	1.38	1.48	1.59	1.83	2.09	2.22	2.39	0.01	0.05	0.10	0.14
1 800	0.93	1.02	1.11	1.22	1.33	1.44	1.55	1.66	1.92	2.19	2.33	2.50	0.01	0.05	0.11	0.15
1 900	0.97	1.06	1.16	1.28	1.40	1.50	1.62	1.73	1.99	2.28	2.43	2.61	0.01	0.05	0.11	0.15
2 000	1.00	1.10	1.20	1.32	1.45	1.57	1.69	1.80	2.08	2.38	2.53	2.70	0.01	0.05	0.12	0.16
2 100	1.04	1.14	1.24	1.37	1.50	1.62	1.74	1.87	2.16	2.46	2.63	2.81	0.01	0.07	0.12	0.17
2 200	1.08	1.18	1.29	1.42	1.56	1.68	1.81	1.94	2.23	2.55	2.73	2.91	0.01	0.07	0.13	0.19
2 300	1.11	1.22	1.33	1.47	1.60	1.74	1.87	2.01	2.31	2.65	2.82	3.02	0.01	0.07	0.13	0.19
2 400	1.14	1.26	1.37	1.52	1.66	1.80	1.94	2.07	2.39	2.74	2.91	3.12	0.01	0.07	0.14	0.20
2 500	1.18	1.30	1.42	1.56	1.71	1.85	1.99	2.14	2.46	2.82	3.00	3.22	0.01	0.08	0.14	0.21
2 600	1.21	1.33	1.46	1.61	1.75	1.91	2.05	2.20	2.54	2.90	3.10	3.30	0.01	0.08	0.15	0.22
2 700	1.24	1.37	1.49	1.66	1.81	1.96	2.11	2.27	2.62	2.99	3.18	3.40	0.01	0.08	0.15	0.22
2 800	1.28	1.41	1.54	1.70	1.85	2.02	2.17	2.32	2.68	3.06	3.27	3.50	0.02	0.08	0.16	0.23
2 880	1.30	1.44	1.57	1.73	1.90	2.06	2.21	2.38	2.75	3.13	3.34	3.56	0.02	0.09	0.16	0.24
2 900	1.31	1.44	1.58	1.74	1.91	2.07	2.22	2.39	2.76	3.15	3.36	3.59	0.02	0.09	0.16	0.24
3 000	1.34	1.47	1.61	1.79	1.95	2.11	2.28	2.44	2.82	3.23	3.43	3.67	0.02	0.09	0.17	0.25
3 100	1.36	1.52	1.66	1.83	1.99	2.17	2.34	2.51	2.90	3.30	3.52	3.76	0.02	0.09	0.17	0.26
3 200	1.40	1.55	1.69	1.86	2.05	2.22	2.40	2.56	2.96	3.38	3.61	3.85	0.02	0.10	0.19	0.26
3 300	1.43	1.58	1.72	1.91	2.09	2.27	2.44	2.62	3.03	3.46	3.68	3.93	0.02	0.10	0.20	0.27
3 400	1.46	1.61	1.77	1.95	2.14	2.32	2.50	2.68	3.10	3.53	3.76	4.02	0.02	0.10	0.20	0.28
3 500	1.48	1.65	1.80	1.99	2.18	2.37	2.55	2.74	3.16	3.61	3.84	4.10	0.02	0.10	0.21	0.29
3 600	1.52	1.68	1.83	2.03	2.22	2.41	2.61	2.79	3.23	3.67	3.91	4.19	0.02	0.11	0.21	0.29
3 700	1.54	1.70	1.86	2.07	2.27	2.46	2.65	2.84	3.28	3.75	3.99	4.26	0.02	0.11	0.22	0.31
3 800	1.57	1.73	1.90	2.10	2.31	2.51	2.70	2.90	3.35	3.82	4.07	4.34	0.02	0.11	0.22	0.32
3 900	1.59	1.77	1.93	2.15	2.35	2.55	2.75	2.94	3.41	3.89	4.13	4.41	0.02	0.11	0.23	0.33
4 000	1.62	1.80	1.97	2.18	2.39	2.59	2.80	3.00	3.47	3.96	4.21	4.49	0.02	0.12	0.23	0.33
4 200	1.67	1.85	2.03	2.26	2.47	2.68	2.89	3.10	3.59	4.09	4.35	4.63	0.02	0.12	0.24	0.35
4 400	1.72	1.91	2.09	2.32	2.55	2.77	2.99	3.19	3.70	4.21	4.48	4.77	0.02	0.13	0.25	0.36
4 600	1.77	1.96	2.16	2.39	2.63	2.84	3.07	3.29	3.80	4.33	4.60	4.91	0.02	0.13	0.26	0.38
4 800	1.82	2.02	2.21	2.45	2.69	2.93	3.16	3.39	3.91	4.45	4.73	5.03	0.03	0.14	0.27	0.39
5 000	1.86	2.07	2.27	2.52	2.77	3.01	3.24	3.48	4.01	4.56	4.84	5.16	0.03	0.14	0.29	0.41
5 200	1.91	2.11	2.32	2.58	2.83	3.08	3.32	3.56	4.11	4.67	4.95	5.26	0.03	0.15	0.31	0.43
5 400	1.94	2.16	2.38	2.64	2.90	3.15	3.40	3.64	4.20	4.76	5.06	5.37	0.03	0.15	0.32	0.45
5 600	1.98	2.21	2.43	2.70	2.96	3.23	3.48	3.72	4.28	4.86	5.16	5.47	0.03	0.16	0.33	0.46
5 800	2.03	2.26	2.47	2.76	3.03	3.29	3.54	3.79	4.37	4.96	5.25	5.57	0.03	0.16	0.34	0.48
6 000	2.06	2.30	2.53	2.81	3.08	3.36	3.62	3.87	4.46	5.05	5.34		0.03	0.17	0.35	0.50
6 200	2.09	2.33	2.57	2.87	3.14	3.41	3.68	3.95	4.53	5.12			0.03	0.19	0.36	0.51
6 400	2.14	2.38	2.62	2.91	3.19	3.48	3.75	4.01	4.61	5.20			0.03	0.19	0.37	0.53
6 600	2.17	2.42	2.66	2.95	3.25	3.53	3.80	4.08	4.68				0.04	0.20	0.38	0.55
6 800	2.20	2.45	2.70	3.01	3.30	3.59	3.86	4.13	4.74				0.04	0.20	0.39	0.57
7 000	2.22	2.49	2.74	3.05	3.35	3.64	3.92	4.19	4.80				0.04	0.21	0.40	0.58
7 200	2.26	2.52	2.78	3.10	3.39	3.68	3.97	4.24	4.86				0.04	0.21	0.41	0.60
7 400	2.29	2.55	2.81	3.13	3.43	3.74	4.02	4.29					0.04	0.22	0.43	0.61
7 600	2.31	2.58	2.84	3.17	3.48	3.78	4.07	4.34					0.04	0.22	0.44	0.63
7 800	2.33	2.62	2.88	3.20	3.52	3.82	4.11	4.39					0.04	0.23	0.45	0.64
8 000	2.35	2.64	2.91	3.24	3.55	3.86	4.15	4.43					0.04	0.23	0.46	0.66
8 200	2.38	2.66	2.94	3.29	3.89	4.19							0.04	0.24	0.48	0.68
8 400	2.40	2.69	2.96	3.30	3.62	4.21							0.05	0.24	0.49	0.70
8 600	2.42	2.71	2.99	3.32	3.65	3.96							0.05	0.25	0.50	0.71
8 800	2.44	2.74	3.01	3.36	3.67	3.99							0.05	0.25	0.51	0.73
9 000	2.45	2.75	3.03	3.38	3.71	4.01							0.05	0.26	0.52	0.74
9 200	2.47	2.77	3.05	3.40	3.73								0.05	0.27	0.53	0.76
9 400	2.49	2.78	3.07	3.42	3.75								0.05	0.27	0.55	0.77
9 600	2.50	2.80	3.08	3.43									0.05	0.28	0.56	0.80
9 800	2.51	2.81	3.11	3.46									0.05	0.28	0.57	0.81
10 000	2.52	2.82	3.12	3.47									0.05	0.29	0.58	0.83



# POWER RATING

## 1.1.1 CLASSICAL WRAPPED V BELTS

### Section A

Faster shaft speed	Rated power per belt for small pulley datum diameter [mm]											Additional power per belt for speed ratio			
	80	85	90	95	100	106	112	118	125	132	140	1.00-1.05	1.06-1.24	1.25-1.59	>1.59
r/min	kW											kW			
100	0.21	0.23	0.25	0.27	0.29	0.32	0.35	0.37	0.40	0.44	0.47		0.01	0.02	0.02
200	0.36	0.40	0.45	0.49	0.53	0.58	0.63	0.68	0.73	0.80	0.85		0.02	0.04	0.05
300	0.51	0.57	0.63	0.69	0.75	0.82	0.89	0.96	1.05	1.12	1.21	0.01	0.03	0.05	0.08
400	0.64	0.72	0.80	0.87	0.95	1.05	1.13	1.22	1.33	1.44	1.56	0.01	0.04	0.08	0.10
500	0.76	0.86	0.96	1.05	1.14	1.25	1.37	1.48	1.61	1.73	1.89	0.01	0.05	0.10	0.12
600	0.88	0.99	1.11	1.22	1.33	1.46	1.59	1.72	1.87	2.03	2.20	0.01	0.07	0.12	0.15
700	0.99	1.12	1.25	1.38	1.50	1.66	1.81	1.96	2.14	2.30	2.50	0.02	0.08	0.14	0.17
720	1.01	1.14	1.28	1.41	1.54	1.70	1.85	2.01	2.18	2.35	2.56	0.02	0.09	0.14	0.17
800	1.10	1.24	1.40	1.54	1.68	1.85	2.02	2.19	2.38	2.57	2.79	0.02	0.09	0.16	0.20
900	1.20	1.36	1.53	1.68	1.84	2.03	2.22	2.41	2.63	2.83	3.07	0.02	0.10	0.17	0.22
960	1.26	1.43	1.60	1.78	1.94	2.14	2.33	2.54	2.76	2.99	3.25	0.02	0.11	0.20	0.24
1 000	1.30	1.48	1.66	1.83	2.01	2.21	2.42	2.62	2.86	3.08	3.36	0.02	0.11	0.20	0.25
1 100	1.40	1.59	1.78	1.97	2.16	2.39	2.61	2.82	3.08	3.34	3.62	0.03	0.12	0.22	0.27
1 200	1.48	1.69	1.90	2.10	2.31	2.55	2.79	3.03	3.30	3.58	3.88	0.03	0.14	0.24	0.29
1 300	1.57	1.80	2.02	2.23	2.45	2.71	2.96	3.23	3.52	3.80	4.14	0.03	0.15	0.26	0.32
1 400	1.66	1.90	2.13	2.37	2.59	2.87	3.14	3.41	3.73	4.03	4.38	0.03	0.16	0.28	0.35
1 440	1.69	1.93	2.17	2.41	2.65	2.93	3.22	3.49	3.80	4.12	4.48	0.03	0.16	0.28	0.36
1 500	1.73	1.99	2.23	2.49	2.74	3.02	3.31	3.60	3.92	4.25	4.62	0.03	0.17	0.29	0.37
1 600	1.82	2.08	2.34	2.61	2.87	3.17	3.48	3.77	4.12	4.46	4.85	0.04	0.19	0.32	0.39
1 700	1.90	2.17	2.45	2.73	3.00	3.31	3.63	3.95	4.31	4.67	5.07	0.04	0.20	0.34	0.43
1 800	1.96	2.26	2.55	2.83	3.12	3.46	3.78	4.12	4.49	4.86	5.29	0.04	0.21	0.36	0.45
1 900	2.04	2.34	2.64	2.94	3.24	3.59	3.93	4.27	4.68	5.06	5.49	0.04	0.22	0.38	0.47
2 000	2.10	2.42	2.74	3.05	3.36	3.72	4.08	4.44	4.84	5.24	5.69	0.05	0.23	0.40	0.49
2 100	2.17	2.50	2.82	3.15	3.47	3.85	4.22	4.59	5.00	5.42	5.88	0.05	0.24	0.41	0.52
2 200	2.22	2.57	2.91	3.25	3.58	3.97	4.35	4.73	5.17	5.59	6.06	0.05	0.25	0.44	0.55
2 300	2.29	2.64	3.00	3.34	3.68	4.09	4.48	4.87	5.32	5.76	6.23	0.05	0.26	0.46	0.57
2 400	2.34	2.71	3.07	3.43	3.78	4.20	4.60	5.00	5.46	5.91	6.40	0.05	0.27	0.48	0.59
2 500	2.40	2.78	3.15	3.51	3.88	4.31	4.72	5.13	5.60	6.05	6.56	0.07	0.28	0.50	0.62
2 600	2.44	2.83	3.22	3.60	3.97	4.40	4.84	5.25	5.73	6.19	6.70	0.07	0.29	0.52	0.64
2 700	2.50	2.90	3.29	3.67	4.05	4.50	4.94	5.37	5.85	6.32	6.85	0.07	0.31	0.53	0.66
2 800	2.54	2.95	3.36	3.75	4.14	4.60	5.05	5.48	5.97	6.45	6.98	0.07	0.32	0.56	0.69
2 880	2.57	3.00	3.40	3.80	4.21	4.67	5.12	5.56	6.06	6.54	7.07	0.08	0.33	0.58	0.71
2 900	2.58	3.01	3.42	3.83	4.22	4.69	5.14	5.58	6.08	6.56	7.10	0.08	0.33	0.58	0.72
3 000	2.63	3.05	3.48	3.89	4.29	4.77	5.23	5.68	6.18	6.67	7.20	0.08	0.34	0.60	0.74
3 100	2.66	3.11	3.53	3.96	4.37	4.85	5.32	5.77	6.28	6.77	7.30	0.08	0.35	0.62	0.76
3 200	2.69	3.15	3.59	4.01	4.44	4.92	5.40	5.85	6.37	6.86	7.39	0.08	0.36	0.64	0.78
3 300	2.73	3.18	3.63	4.07	4.49	4.99	5.47	5.93	6.45	6.94	7.48	0.09	0.37	0.65	0.82
3 400	2.76	3.23	3.67	4.12	4.56	5.06	5.54	6.01	6.52	7.01	7.54	0.09	0.39	0.68	0.84
3 500	2.78	3.26	3.72	4.16	4.60	5.11	5.60	6.06	6.58	7.07	7.61	0.09	0.40	0.70	0.86
3 600	2.81	3.29	3.76	4.21	4.65	5.17	5.66	6.13	6.64	7.13	7.65	0.09	0.41	0.72	0.89
3 700	2.83	3.31	3.79	4.25	4.70	5.21	5.70	6.17	6.69	7.17	7.68	0.09	0.43	0.74	0.92
3 800	2.84	3.34	3.82	4.28	4.73	5.25	5.74	6.21	6.73	7.20	7.72	0.10	0.44	0.76	0.94
3 900	2.87	3.36	3.85	4.32	4.76	5.29	5.78	6.25	6.76	7.24	7.73	0.10	0.45	0.77	0.96
4 000	2.88	3.38	3.87	4.34	4.80	5.32	5.81	6.28	6.78	7.25	7.73	0.10	0.46	0.80	0.99
4 100	2.88	3.39	3.89	4.36	4.82	5.34	5.83	6.29	6.79	7.25		0.10	0.47	0.82	1.01
4 200	2.89	3.40	3.90	4.38	4.83	5.35	5.84	6.30	6.80			0.11	0.48	0.84	1.04
4 300	2.89	3.41	3.91	4.39	4.85	5.36	5.85	6.31				0.11	0.49	0.86	1.06
4 400		3.41	3.91	4.39	4.85	5.37	5.85					0.11	0.50	0.88	1.09
4 500			3.91	4.40	4.85							0.11	0.51	0.89	1.11

# POWER RATING

## 1.1.1 CLASSICAL WRAPPED V BELTS

### Section B

Faster shaft speed	Rated power per belt for small pulley datum diameter [mm]									Additional power per belt for speed ratio			
	125	132	140	150	160	170	180	190	200	1.00-1.05	1.06-1.24	1.25-1.59	>1.59
r/min	kW									kW			
100	0,51	0,56	0,61	0,69	0,69	0,82	0,77	0,95	1,01	0,01	0,02	0,04	0,05
200	0,92	1,00	1,11	1,24	0,75	1,49	1,61	1,74	1,86	0,01	0,05	0,09	0,12
300	1,11	1,42	1,56	1,74	1,36	2,10	2,29	2,46	2,65	0,02	0,08	0,14	0,17
400	1,62	1,79	1,98	2,21	1,93	2,69	2,92	3,15	3,38	0,02	0,10	0,19	0,23
500	1,94	2,15	2,38	2,67	2,45	3,24	3,52	3,80	4,09	0,03	0,13	0,23	0,28
600	2,23	2,47	2,75	3,10	2,95	3,76	4,10	4,43	4,75	0,03	0,15	0,27	0,35
700	2,52	2,80	3,11	3,50	3,43	4,27	4,64	5,02	5,40	0,04	0,19	0,32	0,40
720	2,57	2,86	3,18	3,58	3,89	4,37	4,75	5,14	5,53	0,04	0,19	0,33	0,41
800	2,79	3,11	3,46	3,89	3,98	4,75	5,18	5,59	6,02	0,04	0,21	0,37	0,46
900	3,05	3,40	3,78	4,26	4,33	5,22	5,69	6,15	6,61	0,05	0,38	0,41	0,51
960	3,20	3,56	3,98	4,48	4,74	5,48	5,98	6,46	6,94	0,05	0,25	0,44	0,55
1 000	3,30	3,67	4,10	4,63	4,99	5,67	6,17	6,67	7,17	0,05	0,26	0,46	0,58
1 100	3,53	3,95	4,40	4,97	5,14	6,09	6,64	7,18	7,72	0,07	0,28	0,50	0,63
1 200	3,76	4,20	4,70	5,31	5,54	6,50	7,09	7,66	8,23	0,07	0,31	0,55	0,69
1 300	3,98	4,45	4,97	5,62	5,91	6,89	7,51	8,12	8,72	0,08	0,34	0,60	0,74
1 400	4,19	4,68	5,23	5,92	6,26	7,26	7,91	8,56	9,19	0,08	0,36	0,64	0,81
1 440	4,26	4,76	5,34	6,04	6,59	7,41	8,08	8,73	9,36	0,08	0,37	0,65	0,83
1 500	4,38	4,89	5,48	6,21	6,73	7,62	8,31	8,97	9,62	0,09	0,39	0,69	0,86
1 600	4,57	5,11	5,72	6,49	6,92	7,96	8,67	9,36	10,04	0,09	0,41	0,73	0,92
1 700	4,74	5,31	5,95	6,75	7,23	8,27	9,00	9,72	10,42	0,10	0,44	0,77	0,97
1 800	4,91	5,49	6,17	6,99	7,52	8,57	9,33	10,06	10,78	0,11	0,47	0,83	1,04
1 900	5,06	5,68	6,37	7,22	7,78	8,84	9,62	10,38	11,11	0,11	0,49	0,87	1,09
2 000	5,20	5,84	6,56	7,43	8,04	9,10	9,90	10,66	11,40	0,11	0,51	0,92	1,14
2 100	5,33	6,00	6,74	7,63	8,27	9,33	10,15	10,92	11,66	0,12	0,55	0,96	1,20
2 200	5,46	6,14	6,89	7,82	8,50	9,55	10,37	11,15	11,90	0,12	0,57	1,00	1,26
2 300	5,57	6,27	7,04	7,98	8,70	9,74	10,56	11,36	12,10	0,13	0,59	1,06	1,32
2 400	5,67	6,39	7,17	8,12	8,87	9,91	10,74	11,52	12,26	0,13	0,62	1,10	1,37
2 500	5,77	6,49	7,29	8,25	9,04	10,05	10,88	11,66	12,39	0,14	0,64	1,14	1,43
2 600	5,84	6,57	7,39	8,37	9,18	10,18	11,00	11,77	12,48	0,14	0,68	1,19	1,49
2 700	5,91	6,66	7,48	8,47	9,30	10,27	11,09	11,85	12,54	0,15	0,70	1,23	1,55
2 800	5,96	6,73	7,55	8,55	9,40	10,34	11,15	11,88	12,55	0,15	0,72	1,29	1,60
2 880	6,00	6,76	7,60	8,59	9,47	10,38	11,17	11,89		0,16	0,74	1,32	1,65
2 900	6,01	6,77	7,61	8,60	9,52	10,39	11,17			0,16	0,75	1,33	1,67
3 000	6,04	6,81	7,65	8,64	9,53	10,41				0,16	0,77	1,37	1,72
3 100	6,06	6,83	7,67	8,67	9,56					0,17	0,80	1,42	1,78
3 200	6,06	6,83	7,68							0,17	0,83	1,46	1,83

# POWER RATING

## 1.1.1 CLASSICAL WRAPPED V BELTS

### Section C

Faster shaft speed	Rated power per belt for small pulley datum diameter [mm]											Additional power per belt for speed ratio			
	224	236	250	265	280	300	315	335	355	375	400	1.00-1.05	1.06-1.24	1.25-1.59	>1.59
r/min	kW											kW			
100	1,65	1,78	1,93	2,09	2,25	2,46	2,62	2,83	3,04	3,25	3,51	0,01	0,07	0,12	0,15
200	3,00	3,24	3,52	3,83	4,12	4,51	4,82	5,21	5,60	5,98	6,46	0,02	0,13	0,24	0,31
300	4,22	4,57	4,97	5,41	5,84	6,41	6,83	7,40	7,96	8,51	9,20	0,04	0,19	0,36	0,46
400	5,36	5,81	6,33	6,89	7,44	8,19	8,73	9,45	10,16	10,87	11,75	0,05	0,25	0,47	0,63
500	6,43	6,99	7,62	8,29	8,96	9,85	10,51	11,38	12,24	13,08	14,14	0,07	0,32	0,59	0,78
600	7,44	8,09	8,83	9,61	10,40	11,42	12,19	13,19	14,18	15,16	16,36	0,08	0,38	0,71	0,95
700	8,40	9,13	9,97	10,87	11,75	12,91	13,77	14,89	16,00	17,09	18,42	0,09	0,45	0,83	1,10
720	8,59	9,34	10,20	11,11	12,01	13,20	14,07	15,22	16,35	17,46	18,81	0,10	0,46	0,85	1,13
800	9,31	10,13	11,06	12,04	13,03	14,30	15,25	16,48	17,69	18,87	20,32	0,11	0,50	0,95	1,26
900	10,17	11,05	12,08	13,16	14,21	15,60	16,62	17,95	19,24	20,50	22,03	0,12	0,57	1,07	1,42
960	10,66	11,59	12,65	13,79	14,89	16,34	17,40	18,77	20,10	21,40	22,96	0,13	0,61	1,13	1,52
1 000	10,97	11,92	13,03	14,19	15,33	16,81	17,89	19,29	20,64	21,96	23,54	0,13	0,63	1,19	1,57
1 100	11,72	12,74	13,92	15,14	16,35	17,90	19,03	20,50	21,91	23,25	24,85	0,14	0,70	1,30	1,73
1 200	12,42	13,49	14,74	16,02	17,28	18,90	20,07	21,57	23,00	24,36	25,94	0,16	0,76	1,42	1,89
1 300	13,06	14,19	15,48	16,82	18,12	19,78	20,97	22,50	23,93	25,27	26,80	0,17	0,82	1,54	2,05
1 400	13,64	14,81	16,14	17,53	18,86	20,55	21,75	23,26	24,67	25,96	27,42	0,19	0,88	1,66	2,20
1 440	13,85	15,04	16,39	17,79	19,13	20,82	22,02	23,52	24,92	26,18	27,60	0,19	0,90	1,70	2,27
1 500	14,16	15,37	16,74	18,15	19,50	21,19	22,39	23,87	25,22	26,44	27,77	0,20	0,95	1,78	2,37
1 600	14,62	15,86	17,25	18,98	20,03	21,71	22,88	24,31	25,58	26,69	27,85	0,21	1,07	2,02	2,67
1 700	15,02	16,28	17,69	19,11	20,45	22,09	23,22	24,57	25,72	26,71		0,23	1,07	2,02	2,67
1 800	15,36	16,62	18,03	19,45	20,75	22,33	23,40	24,63				0,24	1,13	2,13	2,83
1 900	15,62	16,88	18,28	19,66	20,94	22,43	23,41					0,25	1,20	2,25	2,62
2 000	15,82	17,07	18,44	19,78	20,99							0,26	1,26	2,37	3,15
2 100	15,94	17,17	18,51	19,78								0,27	1,33	2,49	3,30
2 200	15,98	17,19										0,29	1,38	2,61	3,47

### Section D

Faster shaft speed	Rated power per belt for small pulley datum diameter [mm]												Additional power per belt for speed ratio				
	355	375	400	425	450	475	500	530	560	630	710	800	1 000	1.00-1.05	1.06-1.24	1.25-1.59	>1.59
r/min	kW												kW				
100	4,64	5,04	5,52	6,00	6,46	6,94	7,41	7,98	8,53	9,83	11,29	12,92	16,47	0,03	0,19	0,35	0,46
200	8,41	9,13	10,04	10,93	11,82	12,70	13,57	14,62	15,65	18,05	20,74	23,71	30,11	0,08	0,36	0,69	0,93
300	11,82	12,85	14,13	15,40	16,67	17,92	19,16	20,63	22,11	25,46	29,20	33,29	41,89	0,11	0,55	1,04	1,38
400	14,93	16,25	17,89	19,51	21,11	22,69	24,26	26,12	27,95	32,12	36,71	41,65	51,63	0,15	0,73	1,37	1,84
500	17,79	19,38	21,34	23,27	25,17	27,04	28,90	31,07	33,20	38,02	43,21	48,65	58,99	0,19	0,92	1,72	2,30
600	20,42	22,24	24,48	26,68	28,84	30,96	33,03	35,46	37,81	43,06	48,57	54,10	63,56	0,23	1,09	2,06	2,77
700	22,79	24,82	27,30	29,72	32,09	34,39	36,62	39,23	41,73	47,16	52,65	57,79	64,89	0,26	1,28	2,41	3,23
800	24,91	27,11	29,79	32,38	34,90	37,32	39,65	42,34	44,88	50,23	55,30	59,52		0,31	1,46	2,75	3,68
900	26,76	29,09	31,92	34,63	37,23	39,71	42,06	44,72	47,19	52,16	56,36			0,34	1,65	3,10	4,15
1 000	28,32	30,75	33,67	36,43	39,04	41,51	43,80	46,33	48,59	52,82				0,38	1,82	3,44	4,61
1 100	29,58	32,07	35,01	37,76	40,31	42,66	44,80	47,07	49,00					0,41	2,01	3,78	5,07
1 200	30,52	33,01	35,92	38,58	40,98	43,13	45,01							0,46	2,19	4,13	5,53
1 300	31,12	33,56	36,35	38,85	41,02									0,49	2,37	4,47	6,00
1 400	31,37	33,70												0,53	2,55	4,82	6,45
1 500														0,57	2,74	5,16	6,91



## Your expert in DRIVE BELT TECHNOLOGY

CMW Power Transmission designs, manufactures and distributes rubber and polyurethane drive belts in wide variety of industrial and agricultural applications to become your favourite power transmission brand.

### **CMW Power Transmission SAS**

21 Avenue de l'Industrie, 69960 Corbas, France  
+33 4 28 29 29 82 | **email** [info@cmwpt.com](mailto:info@cmwpt.com)